

In This Issue...

- [Box tree moth update](#)
- [Wheel bug hatch](#)
- [Caterpillars on euonymus](#)
- [Spongy moth caterpillar](#)
- [Woolly aphids on serviceberry](#)
- [Pests on sensitive fern](#)
- [Fern balls](#)
- [Psyllid hatch](#)
- [Spotted lanternfly](#)
- [Azalea lace bugs](#)
- [Four-lined plant bugs](#)
- [Scales - Update](#)
- [Wires in trees](#)
- [IPM Scouts' Session](#)
- [Cold damage](#)
- [Dogwood powdery mildew](#)

Beneficial of the Week:

Natural enemies respond to changes in prey density

Weed of the Week: Carolina geranium (*Geranium carolinianum*)

Plant of the Week: Snowball viburnum 'Roseum' (*Viburnum opulus* 'Roseum')

Pest Predictive Calendar
Degree Days
Conferences

Integrated Pest Management for Commercial Horticulture
extension.umd.edu/ipm

If you work for a commercial horticultural business in the area, you can report insect, disease, weed or cultural plant problems (**include location and insect stage**) found in the landscape or nursery to sklick@umd.edu

Coordinator Weekly IPM Report:

Laura Nixon, IPM Specialist in Entomology, University of Maryland Extension, Lnixon1@umd.edu, and Paula Shrewsbury, Professor and Extension Specialist in Ornamental and Turf IPM, Department of Entomology, pshrewsbury@umd.edu

Regular Contributors:

Pest and Beneficial Insect Information: Laura Nixon and Paula Shrewsbury (Extension Specialists) and Nancy Harding, Faculty Research Assistant
Disease Information: David Clement (Extension Specialist) and Ana Cristina Fulladosa (Plant Pathologist and Director, UMD Diagnostic Lab)
Weed of the Week: Kelly Nichols and Nathan Glenn, (UME Extension Educators) and Dan Buonaiuto, (Assistant Professor), Dept. of Plant Sciences and Architecture
Cultural Information: Ginny Rosenkranz (Extension Educator, Wicomico/Worcester/Somerset Counties)
Fertility Management: Andrew Ristvey (Extension Specialist, Wye Research & Education Center)
Design, Layout and Editing: Suzanne Klick (Technician, CMREC)

Box Tree Moths are Flying

By Laura Nixon

Box tree moth (*Cydalima perspectalis*) pheromone traps were deployed at our sites in Western Maryland this week, but we were a little late off the mark! When inspecting infested plants, there were still some pupae present, however, there were far more empty pupal casings. This indicates that adult moths have already emerged. If you grow or manage boxwoods in the quarantine zone (Allegany, Frederick, Garrett, and Washington counties) and haven't deployed your traps yet, now is the time to get them up. We recommend using commercially available bucket traps with box tree moth pheromone lures, deployed 4 to 6 ft off the ground. If you capture any adult box tree moths (pictured), please send us a photo for confirmation (Lnixon1@umd.edu) and report to MDA.



Empty box tree moth pupal casing, found in and removed from boxwood foliage.
Photo: Laura Nixon, UME



Box tree moth trap.
Photo: Joe Boggs, Ohio State University



Box tree moth adult.
Photo: USDA APHIS

Predatory Wheel Bugs Hatching This Week

By: Paula Shrewsbury

Last Friday (May 1st) in Frederick MD, Marie Rojas (IPM Scout) found wheel bug, *Arilus cristatus* (Hemiptera: Reduviidae) nymphs hatching from their overwintering egg masses on the trunk of a tree. Wheel bugs belong to a group of predatory bugs referred to as assassin bugs and are generalist predators. Nymphs have bright red abdomens and the end segment on the antennae are orange, and every other body part is black. Be sure to monitor for the presence of wheel bug egg masses or their newly hatched nymphs before you spray trees with insecticides. They are voracious predators and should be conserved so they can provide biological control services.

For more information on wheel bugs, see the [Beneficial of the Week article I wrote in the August 22, 2025 IPM Report](#).



Wheel bug nymphs hatching from their overwintering egg mass in Frederick MD. The egg mass can be seen with the nymphs running around on it.
Photo: Marie Rojas, IPM Scout

Caterpillars Feeding on Euonymus

By: Suzanne Klick

The **euonymus leaf-notcher caterpillar**, *Pryeria sinica*, is an early moth species that can cause a lot of damage quickly. Aaron Garver, The Davey Tree Expert Company, found a heavy infestation of euonymus leaf-notcher caterpillars causing significant damage to euonymus in the north east area of Baltimore, MD. The eggs hatched in late March and early April. Caterpillars are finishing up their feeding activity now and will start to look for places to pupate in the middle of May. There is only one generation of this caterpillar, so it is late in the season to get effective control of this pest. Euonymus leaf out again quickly, and often there is minimal impact on the aesthetic quality of the plants. Be sure to monitor plants next year in March for early instar caterpillars.



Euonymus leaf-notcher caterpillars can cause significant damage, but it is early enough in the season that plants are often able to refoliate quickly.

Photos: Aaron Garver, The Davey Tree Expert Company

Continue to scout euonymus plants. The **euonymus caterpillar**, *Yponomeuta cagnagella*, is another species that feeds on euonymus. Overwintering first instar larvae begin feeding in late April and continue through late June. This species produces webbing within which the caterpillars feed. It also has only one generation with damage occurring fairly early in the season, and the euonymus plants can often recoup foliage quickly.

Control: When caterpillars are small, options include insecticidal soap, horticultural oil, and *Bacillus thuringiensis* (Bt). Spinosad (e.g. Conserve) will also control the larvae. If feasible, pruning out infested branch tips is a good management option.



The euonymus caterpillar feeds within silk webbing.
Photo: Suzanne Klick, UME

Spongy Moth Caterpillar

By Laura Nixon

We had our first report of the year for spongy moth (*Lymantria dispar*) from Maria Rojas, IPM Scout, in Montgomery County this week. This caterpillar was found on willow oak (*Quercus phellos*). Spongy moth prefers oak trees, but it can be found feeding on a wide range of hosts, including linden, willow, birch, and blue spruce. This species overwinters as egg masses, which hatch out at 373 DD; Maryland surpassed 373 DD in late April, so all spongy moth eggs will have hatched by now. Maryland Department of Agriculture has an ongoing Spongy Moth Cooperative Suppression Program which you can read about here (https://mda.maryland.gov/plants-pests/Pages/spongy_moth_cooperative_suppression_program.aspx). This state driven program keeps spongy moth levels below a damaging threshold.



Spongy moth (*Lymantria dispar*) caterpillar.

Photo: Marie Rojas, IPM Scout

Woolly Aphids on Serviceberry

By Laura Nixon

This week, I received a call from April Filipiak (Treeology), who was having pest problems on serviceberry. They were fairly sure there were tiny aphids causing leaf curling, but these smaller pests can be difficult to photograph for identification. When she mentioned “white fuzz”, we cracked the case! Woolly aphids (*Eriosoma* spp.) produce a waxy white covering which resembles cotton or wool. The adults are winged and the nymphs often form large cottony masses on twigs, for protection from predators. The most likely candidate to be present on serviceberry is the woolly elm aphid (*Eriosoma americanum*), which overwinters as eggs laid on elm trees, then winged adults migrate to serviceberry in the summer.



Woolly elm aphids covering an American elm leaf.

Photo: Joe Boggs, Ohio State University

These populations are generally managed by natural enemies in the landscape. If you have a particularly stressed tree or populations are very heavy, you can prune out localized populations and treat with oil or a *Beauveria* product. If choosing to use a systemic insecticide on serviceberry after bloom, pay attention to the “Pre-Harvest Interval” time on the label, as this affects when the berries can be safely consumed.

Pests on Sensitive Fern

By Laura Nixon

Sensitive ferns (*Onoclea sensibilis*) are a great selection because they are generally hardy and pest free, however, they do get the occasional outbreak of aphids, mites, or mealybugs. Heather Zindash (The Soulful Gardener) found *Thrinax dubitata* on a crop of sensitive fern this week; this is the only sawfly species with reported damage on sensitive fern. It is a tiny green larva with a black head, which causes chewing damage

on the fronds. As with many fern species, sensitive fern can be difficult to treat, as fronds are very delicate and prone to phytotoxic effects. If you have a localized pest infestation, I recommend pruning out affected fronds and/or picking off larger larvae. If the infestation persists or is too broad for this, sawfly larvae can be treated with a Bt or Spinosad product, however, it is strongly recommended to treat one or two plants first then monitor for phytotoxic effects (yellow or brown spotting, wilting) before applying a full treatment. For any other pest outbreaks on sensitive fern, be careful not to choose heavy oil-based products, and always do a preliminary spot treatment.



***Thrinax dubitata* sawfly larvae can cause severe foliar damage if left unchecked.**

Photo: Heather Zindash, The Soulful Gardener

Fern Balls!

By Laura Nixon

Bob Trumbule, Horticultural and Entomological Consultant, sent in photos of fern leaf-tier activity in Columbia, MD. These “fern balls” are constructed by fern leaf-tier moth caterpillars, usually one of three *Herpetogramma* spp. It is generally hypothesized (backed up by scientific studies) that the caterpillars construct these balls as protection against natural enemies, particularly parasitoids that attack the moth pupae. This is not a sign of pest activity, but the presence of these native moth species, so they can be left undisturbed. Remaining structures have also been shown to house several species of spiders after the moths vacate!



Leaf-tier fern ball.

Photo: Bob Trumbule, Consultant

Psyllid Hatch on Boxwood

Patrick Slattery with SavATree reported psylla hatching out in Monmouth County, NJ this week. For information on identifying your boxwood psyllid species, see [April 10th report](#), and for treatment options, [April 17th report](#).



Boxwood psyllid hatched in NJ.

Photo: Patrick Slattery, SavATree

Spotted Lanternfly

We continue to receive reports of early instar spotted lanternfly nymphs active in landscapes. Dave Freeman, Oaktree Property Care, found nymphs in Fairfax, VA on May 7. Mark Wheeler, Bartlett Tree Experts, found nymphs on a young red maple in Easton, MD this week. They will continue to be found in the 2nd developing into 3rd instars through June. Please let us know this summer (around early July) when you start to see the red, black, and white 4th instar nymphs.



Please let us know when you start seeing fourth instar spotted lanternfly nymphs later this season around early July.

Photo: Suzanne Klick, UME



Spotted lanternflies are still hatching early this month in Easton, MD.

Photo: Mark Wheeler, Bartlett Tree Experts

Azalea Lace Bugs

Dave Freeman, Oaktree Property Care, found azalea lace bug nymphs (*Stephanitis pyrioides*) active this week in Fairfax, VA. Look on the undersides of the leaves for clusters of nymphs, covered in spines over their body. Just after they hatch, the nymphs cluster together to feed. By the 2nd instar, they start to spread out on the undersides of leaf surfaces.

Control: Several good systemic insecticides will control this first generation of lace bug. Flupyradifurone (e.g. Altus) is a systemic that will work on azalea lace bug. Pymetrozine (e.g. Endeavor) is another control option. There are four generations in Maryland.



The stippling damage from azalea lace bugs coalesce turning the leaves a whitish to yellow color.

Photo: Suzanne Klick, UME

Four-lined Plant Bugs

By: Suzanne Klick

Miri Talabac, UME-HGIC, let us know that 'UME Ask Extension' is receiving multiple reports that four-lined plant bugs (*Poecilocapsus lineatus*) are active now. This plant bug inserts its mouthparts into plant tissue and injects a chemical liquifying the cells within the leaf. The plant bug then sucks out the leaf's contents. The feeding causes necrotic spots on leaves which eventually drop out of the leaf. Plants can look unsightly, but this plant bug does not cause long-term damage to the plant. This plant bug has only one generation per year and is active early in the season. Plants are able to produce more foliage and cover up the old damage.



Eggs hatch into small red and black nymphs.
Photo: Dawn Dailey O'Brien, Cornell University, Bugwood.org



Looked for four-lined plant bug activity into June.
Photo: Suzanne Klick, UME

Scales , Scales, and More Scales - Update

By: Paula Shrewsbury, UMD

Scales and Degree Days (DD) - There are numerous species of scales that can be key pests of ornamental plants, and it is difficult to keep up with their activity (ex. when crawlers are active). By keeping track of Degree Day accumulations in the locations where you are managing scales, you can estimate when crawlers should be active and pinpoint the time to monitor and manage, if necessary. Remember, we are dealing with biology and there will be variation in timing (effects of microclimate, plant health, etc.) so be sure to monitor closely for crawler activity when you are near to the DD indicator for the pest you are managing. Degree Day accumulations in MD as of May 6th ranged from **353 DD to 612 DD** (depending on location; see DD table at end of this report).

For more information on **Degree Days to predict crawler activity of scales** (and vulnerable stages of other pests) go to the UME Pest Predictive Calendar: <https://extension.umd.edu/programs/agriculture-food-systems/program-areas/ornamental-horticulture/ipmnet/pest-predictive-calendar/>

Soft scales:

Calico scale - On May 4th in Gaithersburg, MD, Marie Rojas (IPM Scout) noted calico scale (*Eulecanium cerasorum*) on *Carpinus caroliniana*. When she flipped scales over, there were eggs under the females. The bodies should be plump and are likely producing a lot of honeydew at this time. Seeing eggs under scales indicates that crawlers should not be too far away. Egg hatch / crawler activity for calico scale is predicted ~765 DD. This past week in Gaithersburg, 493 DD accumulations were recorded, and most areas where DD's were calculated in MD have not reached 765 DD, indicating there should be a bit of time before eggs hatch (maybe 2-3 weeks depending on temperatures). Most soft scales, if not all in this area, only have one generation per year. Calico scale is a native scale and feeds on diversity of trees that include dogwood, elm, zelkova, sweet gum, star magnolia, maple, firethorn, crap apple, and most stone fruit, so scout broadly.



Calico scale adults plumped up with eggs on *Carpinus*.
Photo: Marie Rojas, IPM Scout



Calico scale female flipped over showing eggs under her body.
Photo: Marie Rojas, IPM Scout



Oak lecanium scale with eggs underneath the female covers.

Photo: Suzanne Klick, UME

Oak lecanium scale – In last week's IPM Alert, Marie Rojas (IPM Scout) had reported oak lecanium scale (*Parthenolecanium quercifex*) on several species of oak with eggs under the female covers, indicating crawler hatch should not be too far away. The bodies should be plump and producing a lot of honeydew at this time. Egg hatch / crawler activity for calico scale is predicted ~789 DD, just after calico scale. Oak lecanium scale is also a native scale that is most common on oaks but can also attack other hosts such as chinkapin, hickory, sycamore and birch.

Cottony camellia / Taxus scale – DD accumulations are getting close for this scale in parts of MD (egg hatch / crawler (649 DD)). This scale prefers holly, camelia, yew, Pittosporum, Euonymus, and maple.

Armored scales:

White prunicola scale (WPS) - On May 1st in Gaithersburg, MD, Marie Rojas (IPM Scout) noted eggs under the covers of female white prunicola scale (*Pseudaulacaspis prunicola*). 1st generation egg hatch / crawler activity of white prunicola scale is estimated to be ~513 DD. Gaithersburg was ~ 493 DD this past week, and several other locations where DD's were calculated were at or past 513 DD threshold, indicating those with white prunicola scale should be monitoring closely for first generation crawlers. WPS attack over 20 plant



White prunicola scale found on the bark of *Prunus*. Note the circular white female covers with yellow centers.
Photo: Marie Rojas, IPM Scout

genera, and their preferred hosts are those in the *Prunus* genera, especially Japanese flowering cherry and cherry laurel, lilac and privet. WPS overwinter as adult females on the trunk and branches of their hosts. This scale is challenging to manage given they have 3 generations / year and the generations overlap since crawlers can be active over long periods of time.

Other armored scales to monitor for crawlers since all their DD estimates for crawler activity are in the range we are seeing this week in MD.

Maskell scale – egg hatch / crawler (1st gen) (470 DD) – Hosts include *Cryptomeria*, *Sciadopitys*, *Pinus thunbergiana*, and other conifers.

Oystershell scale – egg hatch / crawler (1st gen) (486 DD) – Has a broad host range with preferred host including lilac, beech, birch, ash, maple, poplar, willow, elm, boxwood, and fruit trees.

Minute cypress scale – egg hatch / crawler (511 DD) – Hosts include juniper, spruce, and Leyland cypress in MD, and it has been reported on several other genera of conifers.

Euonymus scale – egg hatch / crawler (1st gen) (522 DD) – Hosts include most species of evergreen *Euonymus*.



Look for yellowish crawlers of cottony camellia/Taxus scale hatching from the white egg sacs on leaves in late May and early June.
Photo: Suzanne Klick, UME



Male (white) and female (brown) euonymus scale are covering this pachysandra foliage.
Photo: Suzanne Klick, UME

Scale management: If you have plants with scales, be sure to also monitor other trees listed as hosts. Many scale species are attacked, and often suppressed, by natural enemies. If signs of natural enemies are present be sure to take this into account when making your management decisions. For scale infested trees, consider a dormant oil application to reduce populations unless they are oil sensitive trees. If there are high populations on your trees, consider chemical treatments that target the crawler / settled crawler stage. There are multiple chemical controls that are available for suppression. These include systemics such as dinotefuron but be careful to avoid plants in flower and consider pollinator protection; contacts such as horticultural oil, neem oil or other labeled products; and insect growth regulators such as pyriproxyfen (ex. Distance or Fulcrum) or buprofezin (ex. Talus). Be sure to follow label directions to protect natural enemies and pollinators, and to get optimal control. You can use a soft scrub brush and water to physically wash the scales off the branches and trunk of the tree to reduce the populations where feasible.

If you are monitoring scales for eggs and crawler activity, please email us (pshrewsbury@umd.edu; sklick@umd.edu) and **let us know if you are seeing eggs or crawlers when you flip the scales**. If possible, please include location and host plant, and pictures. The more information we can share through the IPM Alert, the greater informed everyone's plant management decisions should be.

Sycamore Growing Around an Electrical Wire

Kyle Crouse, Howard County Recreation & Parks, sent these pictures of a wire growing in the bark of an American sycamore tree at the Columbia Mall. Structural, insect, and disease problems can develop at the wounded areas of the trunk.



This electrical wire is completely covered in multiple places by the bark of a sycamore tree.
Photos: Kyle Crouse, Howard County Recreation and Parks

June 23, 2026 IPM Scouts' Diagnostic Session

Time: 12:30 - 3:00

Location: CMREC, Ellicott City

The link to register for this program is on our [Conferences' web page](#)

Cold Damage is Extensive

Bill Miller, The Azalea Works, sent an email stating, " A lot of azalea buds had elongated and were about to open when we experienced a really bad night. Also, I'm seeing a lot of maple leaves falling prematurely... like in the Spring." Dave Clement, UME, is noticing a lot of Japanese maples that have been significantly damaged by the cold temperatures on April 21. Here at the research center, sweet bay magnolias that lost their initial new growth are showing signs of recovery now. To help orchard growers, Penn State has published an article, [Managing Orchards in a No Crop Year: Protecting Tree Health for Next Season](#).



Early drop of maples (left) and killed azalea buds (right) were caused by the cold night on April 21.
Photos: Bill Miller, The Azalea Works



Damage on sweet bay magnolia in Ellicott City as of April 30 (above); new growth on May 8 (right).
Photos: Suzanne Klick

Dogwood Powdery Mildew

By: D.L. Clement

Native dogwoods, *Benthamidia (Cornus) florida*, are one of our most popular ornamental landscape trees in across Maryland. However, since 1995, most are susceptible to powdery mildew, caused by the fungi *Erysiphe pulchra* and *Phyllactinia guttata*. These powdery mildew pathogens produce unusual symptoms since they only produce very sparse white growth on new foliage. This makes early diagnosis easy to miss. Later in the season, again the white growth is sparse, and causes more of a reddening, or purple color on the leaves compared with most other mildews on ornamentals that have abundant white growth on the leaf surface.



Powdery mildew is not as easy to spot on new foliage of flowering dogwoods.

Photo: David Clement, UME

Now is a good time to consider management choices. This disease on dogwood will require chemical management starting now and continuing through most of the summer. There are many registered fungicides, however scheduling sprays every two weeks through the growing season is tedious. A better option for most clients would be selection of resistant cultivars. These resistant cultivars include Karen's Appalachian Blush, Jean's Appalachian Snow, Kay's Appalachian Mist, and Appalachian Joy.


Beneficial of the Week

By: Paula Shrewsbury

Natural enemies respond to changes in prey density

On April 17th Marie Rojas, IPM Scout, sent photos of spiny witchhazel gall aphids (*Hamamelistes spinosus*) in the early stages of infesting its summer host, River birch. At that time, she did not note any natural enemies. A little over two weeks later (May 4th), Marie observed the presence of both lady beetle adults and syrphid fly larva on the birch leaves feeding on the spiny witch-hazel gall aphids (prey). This got me thinking back to my insect ecology courses where we learned about population dynamics and predator – prey interactions, and observations I have made over the years working with biological control. I predict that as the aphid populations increase over time, so will the number, and likely diversity, of predator species. Why is this the response and what happens next? We could go back every few weeks and observe what the populations of predators and prey (aphids) look like.

There are two major types of responses of predators to changes in prey densities that are common. They are functional responses and numerical responses. Today I will focus on numerical responses since that is likely what the lady beetles and syrphid flies are doing. I will talk about functional responses another time. **Numerical response** refers to changes in the population size of predators or parasitoids in response to changes in the



Lady beetle, *Harmonia axyridus*, foraging for aphids on river birch.
Photo: Marie Rojas, IPM Scout

density of their prey or hosts (ex. growing aphid populations). Numerical responses help regulate prey densities naturally and play an important role in maintaining ecological balance in managed and natural ecosystems. There are two major mechanisms through which numerical response can occur: reproduction and aggregation. In **reproductive numerical response**, when food is abundant, predators eat more and become more fit and ultimately produce more offspring building up their population numbers. In **aggregation numerical response**, predators move from other areas with low levels of prey into areas where food resources are concentrated and easier to find and catch, increasing their local predator density. Over time with the increase in predation, prey populations often crash or are significantly reduced (biological control). This reduction in prey (food) is usually followed by a reduction in predators which allows the prey population to increase again, and the cycle goes on. This is referred to as predator – prey cycling.

Understanding numerical response therefore helps scientists and practitioners develop sustainable pest management strategies and protect biodiversity in the environment. For example, increasing plant diversity and complexity in a habitat can provide more alternative prey items and floral resources (nectar and pollen) for omnivorous natural enemies, increasing the likelihood of a numerical response in natural enemies. These behaviors are important in biological control programs because beneficial insects can prevent or suppress harmful pest populations without the use of chemical pesticides.



Syrphid fly larva on the underside of a leaf feeding on spiny witchhazel gall aphids.
Photo: Marie Rojas, IPM Scout

Weed of the Week

By: Nathan Glenn

Carolina Geranium (*Geranium carolinianum*)

While visiting the University of Maryland’s CMREC–Clarksville facility, I noticed this weed growing vigorously in a flower bed near the headquarters building—another example of how adaptable and opportunistic some of our common landscape weeds can be. Carolina geranium, also known as wild geranium or Carolina cranesbill, is found throughout the United States and most often behaves as a winter annual, though it may also occur as a biennial or summer annual depending on conditions. As a winter annual, the Carolina geranium plants that I observed just this past week would have germinated last fall, grew out as a basal rosette, and overwintered in its rosette form. Be on the lookout for these native herbs to bolt and send up a white to pink flower shortly.

Identification

- Growth habit:** Erect, branching plant reaching up to 24 inches tall
- Root system:** Shallow taproot with fibrous secondary roots
- Stems:**
 - Greenish-pink to red in color
 - Densely hairy
- Leaves:**
 - Hairy on both surfaces
 - Round to kidney shaped in outline, deeply palmately divided into usually 5 segments, each segment is lobed or coarsely toothed



Figure 1: Carolina geranium basal rosette of a maturing plant.
Photo Credit: Nathan Glenn, University of Maryland

- Lower leaves alternate; upper leaves may appear opposite
- Flowers:**
 - Present from May to August
 - Small, white to pink, with five petals
 - Occur in clusters of two or more at the tips of branches

Fun Fact: Carolina geranium seeds are dispersed by a spring-loaded mechanism—when mature, the seed capsule snaps open and can fling seeds several feet from the parent plant.

Habitat & Timing

- Found in turf, landscapes, nursery beds, and disturbed areas
- Prefers dry, sandy, well-drained and nutrient-poor soils and open conditions
- Most commonly germinates in the fall, overwinters as a rosette, and bolts in spring



Figure 2: Carolina geranium leaves.
Photo: Nathan Glenn, University of Maryland

Control

- Cultural:**
 - Maintain dense turf to reduce establishment
 - Provide your desirable species with plenty fertility and water
 - Monitor and remove plants early before seed set; because of its shallow taproot, it is easily pulled
- Chemical:**

For those of you that are turf/landscape professionals, you may need more options than the cultural control techniques. You can use post-emergent and pre-emergent products with the active ingredients listed below. Be sure to read and follow the label, both for the safety of you and others, but also for the safety of your desirable landscape plants that are nearby. The label is the law.

- Post-emergent (turf):**
 - 2,4-D
 - Three-way broadleaf herbicide combinations (2,4-D + MCPP + dicamba)
- Pre-emergent (landscape/nursery and turf unless otherwise noted):**
 - Trifluralin + Isoxaben (not recommended in turfgrass)
 - Isoxaben
 - Trifluralin (not recommended in turfgrass)
 - Dithiopyr



Figure 3: Carolina geranium growth habit in a landscape bed.
Photo Credit: Nathan Glenn, University of Maryland

Timing Tip: Because Carolina geranium most often germinates in the fall, pre-emergent herbicides should be applied and activated in late August to early September for best results.

Plant of the Week

By: Ginny Rosenkranz

Viburnum opulus 'Roseum' or the European Snowball Viburnum has been prized in Europe since the 16th century as the most recognized viburnum. The plants thrive in moist but well drained soil in full sun to afternoon shade. Plants grow from 10-12 feet tall and spread 12-14 feet wide with a dense rounded crown. 'Roseum' is a sterile cultivar that is spectacular in May when it is covered in large 3 to 4-inch diameter clusters of non-fertile flowers that start out lime green and mature to snow white, giving the plant its name of Snowball Viburnum. As the flowers mature, they become a light shade of rose which give it its cultivar of 'Roseum'. Because the flowers are sterile there is no production of fruit, and the plants are often sold as *V. opulus* 'Sterile'. The leaves are attached opposite each other on the light gray- brown ribbed stem. Each 3–6-inch green maple shaped leaf has 3-5 lobes and is coarsely toothed with narrow grooved petioles. In autumn the leaves turn and attractive red orange color. There is some susceptibility to bacterial leaf spot, stem blight and powdery mildew, and aphids can damage the foliage in the early spring. Plants are cold tolerant in USDA zones 3-8.



Snowball Viburnum 'Roseum' produces 3- to 4-inch sterile flowers in spring.
Photo: Ginny Rosenkranz, UME



Snowball Viburnum 'Roseum' has a dense, rounded crown.
Photo: Ginny Rosenkranz, UME

Pest Predictive Calendar "Predictions"

By: Nancy Harding and Paula Shrewsbury

In the Maryland area, the accumulated growing degree days (DD) this week range from about **353 DD** (Clarksville) to **612 DD** (Nat'l Arboretum/Reagan Nat'l). The [Pest Predictive Calendar](#) tells us when susceptible stages of pest insects are active based on their DD. Therefore, this week you should be monitoring for the following pests. The estimated start degree days of the targeted life stage are in parentheses.

- Andromeda lace bug – egg hatch (**305 DD**)
- Pine needle scale – egg hatch / crawler (1st gen) (**307 DD**)
- Cooley spruce gall adelgid – egg hatch (**308 DD**)
- Eastern spruce gall adelgid – egg hatch (**308 DD**)
- Spirea aphid – adult / nymph (**326 DD**)
- Lilac borer – adult emergence (**350 DD**)

Melon aphid – adult / nymph **(351 DD)**
 Spiny ash sawfly – larva, early instar **(358 DD)**
 Spongy moth (formerly gypsy moth) – egg hatch **(373 DD)**
 Holly leafminer – adult emergence **(375 DD)**
 Hemlock woolly adelgid – egg hatch (2nd gen) **(411 DD)**
 Basswood lace bug – first adult activity **(415 DD)**
 Emerald ash borer – adult emergence **(421 DD)**
 Locust leafminer – adult emergence **(429 DD)**
 Honeylocust plant bug – egg hatch, early instar **(433 DD)**
 Fourlined plant bug – egg hatch, early instar **(435 DD)**
 Lesser peachtree borer – adult emergence (1st gen) **(468 DD)**
 Oak erricoccin scale (oak felt scale) – egg hatch / crawler **(469 DD)**
 Maskell scale – egg hatch / crawler (1st gen) **(470 DD)**
 Oystershell scale – egg hatch / crawler (1st gen) **(486 DD)**
 Minute cypress scale – egg hatch / crawler **(511 DD)**
 White prunicola scale – egg hatch / crawler (1st gen) **(513 DD)**
 Euonymus scale – egg hatch / crawler (1st gen) **(522 DD)**
 Bronze birch borer – adult emergence **(547 DD)**
 Potato leafhopper – adult arrival **(603 DD)**
 Black vine weevil – adult emergence **(607 DD)**
 Twospotted spide mite – egg hatch **(627 DD)**
 Bagworm – egg hatch **(635 DD)**
 Cottony camellia / Taxus scale – egg hatch / crawler **(649 DD)**
 Mimosa webworm – larva, early instar (1st gen) **(674 DD)**
 Juniper scale – egg hatch / crawler **(694 DD)**

See the [Pest Predictive Calendar](#) for more information on DD and plant phenological indicators (PPI) to help you better monitor and manage these pests.

Degree Days (as of May 6, 2026)

Annapolis Naval Academy (KNAK)	437
Baltimore, MD (KBWI)	484
Belcamp (FS836)	410
Clarksville (001MD)	353
College Park (KCGS)	530
Dulles Airport (KIAD)	539
Ft. Belvoir, VA (KDA)	559
Frederick (KFDK)	429
Gaithersburg (KGAI)	493
Greater Cumberland Reg (KCBE)	465
Martinsburg, WV (KMRB)	486
Millersville (MD026)	505
Natl Arboretum/Reagan Natl (KDCA)	612
Perry Hall (C0608)	416
Salisbury/Ocean City (KSBY)	504
St. Mary's City (Patuxent NRB KNHK)	541
Westminster (KDMW)	582

Important Note: We are using the [Online Phenology and Degree-Day Models](#) site. Use the following information to calculate GDD for your site: Select your location from the map Model Category: All models Select Degree-day calculator Thresholds in: Fahrenheit °F Lower: 50 Upper: 95 Calculation type: simple average/growing dds Start: Jan 1

Conferences

May 20, 2026

[Mid-Atlantic Nursery Workshop: the Water Loop to Pot: Managing Ponds, Irrigation, Substrates, and Runoff for Better Production Profits](#)

Location: Hampton Roads Agricultural Research and Education Center, Virginia Tech, Virginia Beach, VA

June 16, 2026

[2026 Eastern Shore Procrastinators Conference](#)

Location: Zoom

June 18, 2026

MNLGA Field Day

Location: Mt Cuba Center, Hockessin, DE

June 26, 2026

[Montgomery County Pesticide Procrastinators Conference](#)

Location: Derwood, MD


[IPM Scouts' Diagnostic Session](#) (1 - 3 p.m.)

June 23, 2026

Location: CMREC, Ellicott City, MD

Check Out the new UME Publication – Maryland Native Plant Guide

Lisa Kuder, University of Maryland Extension (UME) Native Plants & Landscapes Specialist, with several other members of the Maryland Native Plants Extension program, recently published the [Maryland Native Plant Guide](#) which is available on-line or to purchase as a hard copy. This guide is an amazing tool and information resource for native plant enthusiasts, both novice and experienced, plant managers, and landscape designers. It is the first in a series of three native plant guides covering the Environmental Protection agency (EPA) Level II ecoregions in Maryland: Mountain, Piedmont and Coastal Plain. The new native plant guide that was recently published by University of Maryland Extension (UME) Maryland Native Plants Extension program.



Commercial Ornamental IPM Information

<http://extension.umd.edu/ipm>

CONTRIBUTORS:




Paula Shrewsbury
Extension Specialist
pshrewsb@umd.edu



Laura Nixon
Extension Specialist
lnixon1@umd.edu



David Clement
Plant Pathologist
clement@umd.edu



Ana Cristina Fulladolsa
Plant Pathologist
acfulla@umd.edu



Nathan Glenn
Extension Educator
Howard County
nglenn@umd.edu



Nancy Harding
Faculty Research
Assistant



Kelly Nichols
Extension Educator
Montgomery County
kellyn@umd.edu



Dan Buonaiuto
Assistant Professor
Dept. of Plant
Sciences and Land-
scape Architecture
dbuona@umd.edu



Andrew Ristvey
Extension Specialist
aristvey@umd.edu



Ginny Rosenkranz
Extension Educator
Wicomico,
Worcester, Somerset
Counties
rosnkranz@umd.edu

Thank you to the Maryland Arborist Association, the Maryland Nursery, Landscape, and Greenhouse Association, Professional Grounds Management Society, FALCAN, and USDA NIFA EIP Award # 2024700043556 for their financial support in making these weekly reports possible.

The information given herein is supplied with the understanding that no discrimination is intended and no endorsement by University of Maryland Extension is implied.

University programs, activities, and facilities are available to all without regard to race, color, sex, gender identity or expression, sexual orientation, marital status, age, national origin, political affiliation, physical or mental disability, religion, protected veteran status, genetic information, personal appearance, or any other legally protected class.