



Thirty-Eighth Annual Harford County Farm Fair

4-H Catalog

Harford County Equestrian Center

July 19 – 26, 2025



Coordinators:

Indoor Exhibits: Margaret Scarborough – mhscarbo@hotmail.com

Outdoor Exhibits: Debbie Heston – adh@zoominternet.net

Assistant: Mike Doran – highviewfarms@hotmail.com

4-H Fair Coordinator: Elke Neuburger – docneu@zoominternet.net

Principal Agent Associate, 4-H: Marylisa Schaedel – mschaede@umd.edu

Program Assistant, 4-H: Karen Taylor - mschaede@umd.edu



University of Maryland Extension

Harford County Staff



Andrew Kness
Area Extension Director

Andrew Kness
Agriculture Agent

Lynne W. DiBastiani
Administrative Assistant, 4-H

Isabel Mooney
Program Assistant, Urban Horticulture

Caroline Johnson
Administrative Assistant

Patricia Hoopes
Nutrient Management Coordinator

Marylisa Schaedel
Agent Associate, 4-H

Jennifer Dixon Cravens
FCS Agent Associate

Karen Taylor
Program Assistant, 4-H



4-H SCHEDULE OF EVENTS

The following are 4-H and F.F.A events only.



Friday, July 18

5:00 pm – 10:00 pm-Livestock and small animals arrive

Saturday, July 19

8:00 am – Weigh In (Sheep, Goats, Swine, Dairy Steers)

9:00 am – 12:00 pm – 4H Indoor Exhibits Entered

10:00 am – 11:00 am – Western Horse Show Check in-Ring 2

12 noon – Western Horse Show – Ring 2 & 3

12:00 pm – 4H Swine Exhibitors Luncheon & Meeting-Barn 2

12:30 pm – Swine Nutrition Clinic – Barn 2

1:00 pm – 5:00 pm – Judging of 4H Indoor Exhibits

2:00 pm – 3:30 pm – 4H Bicycle Contest – Show Ring

4:30 pm – 6:00 pm – 4H Lawn Mower Contest – Show Ring

Sunday, July 20

10:00 am – 11:00 am-English Horse Show Check in-Ring 2

12 noon – English Horse Show – Rings 2 & 3

8:00 am – 4H Swine Showmanship Clinic-Show Ring

3:00 pm – Livestock Skillathon – Barn 2

5:00 pm – Celebrity Milking Contest (Dairy Goats) – Show Ring

6:00 pm – Ag Jeopardy – Barn 2

Monday, July 21

8:00 am – Swine Showmanship – Show Ring

12:00 pm – Archery – Next to Ring 3

1:00 pm – 4H Sheep Fitting Clinic-Barn 2

5:00 pm – Clover Parade

6:00 pm – 4H Swine Market Show – Show Ring

6:00 pm – 4H Small Pet Show – Barn 2

Tuesday, July 22

8:00 am – Dairy Goat show – Show Ring

10:00 am – Dairy Cattle Show – Show Ring

Dairy Steer Show – Follows Dairy Show-Show Ring

4:00 pm – Dog Show – Pavilion

6:00 pm – 4H Sheep Show – Show Ring

10:00 pm (after public leaves grounds) Dairy Cattle released

Wednesday, July 23

8:00 am – 12:00 pm – Beef Cattle Arrive

12:00 pm – Weigh In – 4H Beef Cattle

4:00 pm – 4H Poultry Show – Barn 4

6:00 pm – 4H Market Goat Show – Show Ring

Thursday, July 24

12:00 pm – 4H Poultry Skillathon & Showmanship - Pavilion

2:00 pm – 4H Beef Show – Show Ring

4:00 pm – Rabbit Show – Barn 4

6:00 pm – 4H Fashion Revue – Pavilion

6:00 pm – Dog Agility – Ring 2

Friday, July 25

10:00 am – Master Showman Contest – Show Ring

5:00 pm – Mullet and Beard Contest – 4H & Open - Pavilion

Saturday, July 26

10:00 am – All sale animals must be on the fairgrounds

11:00 am – Exhibitors Mandatory Pre-Sale Meeting – Show Ring

12:00 pm - 2:00 pm – Buyers Social (Ticketed Event)

2:00 pm – Livestock Sale & Cake Auction – Show Ring

Sunday, July 27

8:00 am – 12:00 pm – Clean-up of fairgrounds

8:00 am – 11:00 am – Release of Indoor Exhibits

TABLE OF CONTENTS

University of Maryland Extension.....	2	DEPARTMENT O – SECTION L - CATS	44
4-H SCHEDULE OF EVENTS.....	3	DEPARTMENT O – SECTION L – SMALL CAGED PETS.....	45
TABLE OF CONTENTS	4	DEPARTMENT O – SECTION M – CAVIES.....	46
CLUB LIST.....	6	DEPARTMENT O – SECTION N – POULTRY	47
GENERAL RULES.....	7	DEPARTMENT O – SECTION N1 – POULTRY SKILLATHON & SHOWMANSHIP	48
ONLINE ENTRY INSTRUCTIONS.....	8	DEPARTMENT O – SECTION O – ARCHERY.....	51
FIFTY SECOND ANNUAL LIVESTOCK SALE & RULES.....	9	DEPARTMENT O – SECTION P – BICYCLE CONTEST.....	52
DEPARTMENT O - OUTDOOR EXHIBITOR RULES.....	11	DEPARTMENT O – SECTION Q – LAWN TRACTOR EVENT.....	53
DEPARTMENT O –SECTION A - DAIRY CATTLE.....	14	DEPARTMENT I - INDOOR EXHIBITOR RULES.....	54
DEPARTMENT O – SECTION A1 – DAIRY STEERS.....	15	DEPARTMENT I – SECTION A - CLOVERS	55
DEPARTMENT O – SECTION B – DAIRY GOATS.....	16	DEPARTMENT I – SECTION B - FOODS	56
DEPARTMENT O – SECTION C – MARKET GOATS.....	17	DEPARTMENT I – SECTION C - CLOTHING.....	63
DEPARTMENT O–SECTION C – BREEDING MEAT GOATS.....	19	DEPARTMENT I – SECTION CK – KNITTING & CROCHETING.....	65
DEPARTMENT O –SECTIOND –BEEF CATTLE.....	21	DEPARTMENT I – SECTION D – FASHION REVUE	66
DEPARTMENT O –SECTIONE - SWINE.....	24	DEPARTMENT I – SECTION E – HOME ENVIRONMENT	68
DEPARTMENT O – SECTION F - SHEEP	26	DEPARTMENT I – SECTION F – CHILD CARE.....	70
DEPARTMENT O-SECTION G – LIVESTOCK MASTER SHOWMANSHIP	29	DEPARTMENT I – SECTION G – PLANTS AND FLOWERS	71
DEPARTMENT O – SECTION G1 – LIVESTOCK & DAIRY SKILLATHON & AGRICULTURAL JEOPARDY.....	30	DEPARTMENT I – SECTION H – AGRICULTURAL PRODUCTS.....	74
DEPARTMENT O –SECTION H – HORSE.....	34	DEPARTMENT I – SECTION I – WOODWORKING.....	77
DEPARTMENT O– SECTION I - DOG	38	DEPARTMENT I – SECTION J– WELDING.....	78
DEPARTMENT O – SECTION K – DOG AGILITY.....	42	DEPARTMENT I – SECTION K– METAL WORKING.....	79
DEPARTMENT O – SECTION K - RABBITS.....	43	DEPARTMENT I – SECTION L – SCIENCE.....	80
		DEPARTMENT I – SECTION M – CRAFTS.....	84

DEPARTMENT I – SECTION N – FINE ARTS.....	86	Rabbit Exhibition Form.....	95
DEPARTMENT I – SECTION O – PHOTOGRAPHY.....	87	Fashion Revue Forms	96
DEPARTMENT I – SECTION P1 – BANNERS.....	88	Clover Entry Form	97
DEPARTMENT I – SECTION P2 – BOOTHS.....	90		
DEPARTMENT I – SECTION P3 – 4H CLUB TRASH CAN CHALLENGE.....	91		
DEPARTMENT I – SECTION P4 – FAMILY FUN WITH 4H CHALLENGE.....	92		
DEPARTMENT I – SECTION P5 – 4H PROMOTIONAL POSTERS.....	93		
DEPARTMENT I – SECTION P6 – PROMOTIONAL GRAPHIC ART DESIGN.....	94		

CLUB LIST

General 4-H Clubs

Black Horse 4-H Club
Blue Ribbon 4-H Club
Churchville Champions 4-H Club
Clover Community 4-H Club
Cloverettes and Friends 4-H Club

Hand Me Down Clovers 4-H Club
Horse Power 4-H Club
Sunny Day Afterschool 4-H Club
Highland School Trailblazers 4-H Club
Club Pioneers 4-H Club

Special Interest 4-H Clubs

Easy Riders 4-H Club – Horse Project
Harford County Dog 4-H Club – Dog Project
Harford Stockyards 4-H Club – Livestock Projects
Harford Youth Shooters
Rabbit Breeders 4-H Club
Green Thumb 4-H Club

Harford Robotics 4-H Club
Sharp Shooters 4-H Club
Livestock 4-H Club – Market Animals Projects
Paws and Claws 4-H Club – Pets, Poultry and more!
Trailblazers 4-H Club – Homeschool

FFA Clubs

North Harford FFA



GENERAL RULES

1. A 4-H or FFA member must not have passed his or her eighteenth birthday as of January 1 of the current year.
2. An FFA member, to be eligible to participate in activities at the Fair, must be a member in good standing for the current school year of either the North Harford or Harford Tech Chapters.
3. **A 4-H member, to be eligible to participate in activities at the Fair, must be enrolled in club work (specific project areas) in Harford County and have his or her enrollment into the Extension Office on/or before May 1 of the current year.**
4. **ALL indoor and outdoor exhibitors** must be enrolled in a specific project area on their member enrollment form. (Examples: You must have a food project listed on your member enrollment form in order to enter cookies on your farm fair entry form. You must have the goat project on your member enrollment form in order to enter goats on your farm fair entry form.)
5. All 4-H and FFA members must comply with individual department eligibility rules.
6. Clovers are members who have not reached their eighth birthday by January 1 of the current year. Juniors are 8-10 years of age, Intermediates are 11-13 years of age, and Seniors are 14-18 years of age by January 1 of the current year.
7. All exhibits must have been completed, grown, or added to, since the 2024 Farm Fair **by the exhibitor**.
8. The Fair assumes no responsibility for loss or damage to an entry.
9. Superintendents of each department have the authority to make any decisions necessary concerning the exhibits as well as the care, welfare, and judging of exhibits.
10. There will be no alcoholic beverages allowed on the Fair Grounds during set-up, shows, or clean up. Youth and volunteers will be asked to leave the grounds if a violation of this rule occurs.
11. There will be no recording device of any kind, including video, audio or a combination of video & audio, installed or otherwise affixed anywhere on the grounds of the Harford County Equestrian Center, including but not limited to the barns, buildings or other structure, whether temporary or permanent, during the period of the Harford County Farm Fair or without the express written authorization of the Harford County Farm Fair Board of Directors.
12. Participants are asked to cash their Fair Premium Checks within 60 days of receiving them.
13. All indoor exhibits are to be entered on Saturday, July 19, 2025 between 9:00 am – 12:00 pm (see indoor rules). All entries must be removed between 8:00 am to 11:00 am on Sunday, July 27, 2025.
14. All indoor entries will have an entry tag attached before the exhibit will be accepted.

ON-LINE ENTRY INSTRUCTIONS

1. All Entries, except Clovers, will only be accepted online **by June 20, 2025 at 11:59 pm. No late entries will be accepted. Clover 4-Hers will not enter online. Clover exhibits from classes 1-16 will be entered by filling out the paper Clover Entry Form. This paper form is located on the Extension office website. The link to the Clover paper form is <https://extension.umd.edu/locations/harford-county/local-4-h-youth-education/>.**
2. Read the 4-H Farm Fair Catalog. Notice the General Rules, Outdoor Rules, Indoor Rules, and all rules for each Division and for some classes. **Rules change and are added each year.**
3. Pre-pick your classes by reviewing all of the 4-H Farm Fair Catalog. Most classes are for specific age groups (clovers, junior, intermediate, and senior) so make sure you are entering the correct class.
4. Remember that number of exhibits are limited and only make entries that do not exceed the maximum number of entries per department.
5. Club Leaders and Superintendents strongly encourage 4-Hers to enter quality exhibits. Please limit superfluous entries when submitting online to keep entry costs down; for every class you enter, there is a fee that has been graciously absorbed by the 4-H Fair. **Let's limit the number of no-show entries and have high quality exhibits that showcase your 4-H learning and the Harford County 4-H Program.**
6. Assemble all required papers for your entries. There are required registration, health forms, tag numbers, etc. required for some animal exhibits, see all rules for the papers that are required. These papers must be with the animal exhibit at all times that the animal is on the Fairgrounds. There are also entry forms that must be with the exhibit at time of entry, see the forms section of the 4-H Farm Fair Catalog.
7. Once you have gone through the 4-H Farm Fair Catalog start your online entry process by:
 - a. Log onto <http://extension.umd.edu/harford-county> for online instructions.
 - b. Go to: <https://harford.fairwire.com/>
 - c. Go to "Register" at the top of the page just above Welcome. You can place your entries **as the exhibitor only. Family and club exhibits for special classes only.** (Premium checks are written to the registered exhibitor as placed in the on-line entry only!)
 - d. If first year exhibitor: Once you pick your password, please write it down, you will need it to sign in again to the site. If previous year exhibitor: Use your previous log in and password.
 - e. Start picking your classes. We wish you the best for a great Fair!
 - i. All animal exhibits **must enter the breed of the exhibit** when entering the class by clicking on the breed tab.
 - ii. **Some classes are limited to one entry per exhibitor.** See the General Rules and the rules for each department for numbers of entries allowed per class.
 - f. Make sure you **save your cart** before you sign out or you will lose your entries. You may want to print a copy of your entries.
 - g. Check your email for a **confirmation of your entries**. If you do not have a confirmation, you have not entered. Do not go back in and enter again the same entries.
8. You can always sign in again to [Fairwire using your original user ID and password](#) site until the closing of the entries on **June 20, 2025 at 11:59 pm**. DO NOT Create a new username and password if you do entries at a second sitting. If you need to change an entry, please call the 4-H Office.
9. If you have questions or problems, please contact the 4-H Office at 410-638-3255.



FIFTY SECOND ANNUAL LIVESTOCK SALE

July 26, 2025– 2:00 pm

Superintendent: Mike Doran – highviewfarms@hotmail.com
Assistant Superintendent: Bob Tibbs – shadowspringsfarm@comcast.net



RULES FOR LIVESTOCK SALE

1. 4-Hers or a family member are required to remain with their animals until weigh-in is complete. You will be disqualified if someone representing your animal is not present.
2. All animals must be healthy and sound in order to sell.
3. **To be eligible for the Livestock Sale, all market animals must show AND be placed in their respective market class.**
4. Each exhibitor may sell a total of three (3) animals. No more than two (2) animals from each species.
5. Exception to the rule of three – if exhibitor has Champion or Reserve Champion.
6. All market animals will be selected for eligibility for the sale by the grading committee.
7. **The Grand Champion and Reserve Grand Champion of each species MUST be sold through the sale, except those not meeting weight requirements. Under-weight or over-weight animals cannot be eligible for Champion or Reserve Champion.**
8. **All exhibitors and their market animals must comply with the General Rules, Rules for Outdoor Exhibitors, and their respective species Rules and Regulations to be eligible to participate in the sale.**
9. The superintendent's decision will be final in all matters.
10. Commissions will be assessed as follows:
 - a. 3% deducted for insurance and sales expenses.
 - b. \$1.00 deducted on beef auctioned to go to the Maryland Beef Council.
 - c. A percentage deducted on swine auctioned to go to the Maryland Pork Producers.
 - d. \$0.005 per pound deducted for sheep auctioned.
11. **Read Rules for Specific Species that you are Showing AND Outdoor Rules.**

Outdoor Rules - Page 11	Breeding Meat Goat – Page 19	Sheep – Page 26
Dairy Cattle – Page 14	Beef Cattle – Page 21	Rabbits – Pages 42
Dairy Goat – Page 16	Market Goat – Page 17	Swine – Page 24
Poultry – Page 46	Small Pets – Page 43-45	Decorated Cakes – Rule 10, Page 61
12. A weight allowance of 1% plus or minus (rounded to the nearest number) will be in effect.
13. The order of the sale: All Champions will be sold first. The rest of the order of the sale will be determined by the Sale Committee at a later date.
14. If you wish to keep a market animal to breed, such as a commercial doe or ewe, you must report this to your superintendent prior to the Livestock Sale so the animal will not go through the sale.



- 15. THERE WILL BE NO PRIVATE SALES OF UNDER-WEIGHT OR OVER-WEIGHT ANIMALS.** Parents and exhibitors are forbidden from approaching a buyer, before or after the sale, to inquire about keeping the animal or requesting the animal be donated back to the exhibitor.
- 16. THIS IS A TERMINAL SALE-MEANING ANY ANIMAL SOLD IN THIS SALE CANNOT BE SHOWN IN ANY OTHER SHOW AND TAG CANNOT BE REMOVED.**
17. The Maryland State Fair will be checking the identifying information of each animal selected for their sale. Any animal that has been sold at another county auction will be disqualified and disciplinary action will follow.

DEPARTMENT O - OUTDOOR EXHIBITOR RULES

1. State rules specify that **CLOVERS** may **NOT SHOW ANY ANIMALS**.
2. All Breed animals must be registered with their breed association in the exhibitor's name on or before July 1 of current year. No animals will be allowed to show with papers pending. Registration papers must be available for inspection at any time during the Fair.
3. **All market livestock must be registered by dates designated in species rules. Weighing and tagging will take place at the Harford County Fairgrounds for market hogs, sheep, and goats only. Dates and times to be announced.**
4. Exhibitors must have completed the mandatory **ANIMAL HUSBANDRY/QUALITY ASSURANCE** online training for **BEEF, DAIRY, GOATS, HORSES, POULTRY, SHEEP, SWINE, and RABBITS** by **July 1**.
5. Proper identification must be used on all species. RFID Tags must be used in Beef, Swine and Dairy Cattle. Scrapie tags for all sheep and all goats. Tattoos (or microchips) and registration papers for Dairy Goats and registered Boer Goats.
6. All entries must comply with current Maryland Livestock Sanitary Service Health Rules (must be checked while the State Veterinarian is on the Fairgrounds).
7. Weigh in at the Farm Fair is MANDATORY. Exhibitors are expected to remain with their animals at all times so the weigh in can proceed in a timely and orderly fashion. If you cannot be with your animal, you **MUST** convey this to your superintendent ahead of time and identify the person who will represent you in your absence.
8. **HEALTH, REGISTRATION, and SELF CERTIFICATION papers must be with the animals at all times. Health and Self Certification papers will be checked before unloading.**
9. **If medicating your animal in any form (oral, I.V., rectal) you must notify your Superintendent before medicating animals at the Fair-period.**
10. The Farm Fair Veterinarian will be on the grounds to check health papers for dairy, goats, swine, sheep, and beef. Exhibitors must stay with their animals until papers are checked.
11. All male market lambs, hogs, goats, and cattle must be castrated and completely healed.
12. **All animals for the Livestock Sale should see schedule.**
13. The preparation of all animals for exhibit is the responsibility of the Exhibitor. Exhibitors may receive guidance only from immediate family members, other Maryland 4-H/FFA youth, and appointed UME Volunteers or FFA Advisor. Violation of this policy will be given one verbal warning. A second violation will result in the disqualification of the exhibitor and dismissal from the fairgrounds.
14. Animals not meeting weight requirements cannot be eligible for Champion or Reserve Champion.
15. **POULTRY:** a) All exhibitors **MUST** show proof that poultry originated from a Pullorum-Typhoid Free Flock and has remained at a NPIP site since change in ownership; or have been tested negative for Pullorum-Typhoid not more than 90 days before the exhibition. b) All poultry **MUST** be tested for Avian Flu within 30 days prior to exhibition. Poultry testing will be provided by the Paws & Claws 4-H club on a designated date to be announced which is typically the first week in July.
16. Presenting a positive image to the public is paramount. All livestock animals in the barn **MUST** have clean water and fresh bedding at **ALL** times. Keep your area and aisle neat and clean at all times. **Premiums will be forfeited unless animals and equipment are properly cared for throughout the entire Fair.**

17. Please keep in mind that we are here to educate and inform the public about livestock and agriculture. Please refrain from the use of profanity and disrespectful behaviors.
18. All livestock exhibitors are responsible for cleaning up manure at the conclusion of the Fair. Early departure is prohibited. **Premiums will be forfeited unless given special permission by the Superintendent.**
19. All entries in the livestock division will receive ribbons for placing in respective classes. All livestock will receive a participation award of:
 - \$15 per head for dairy and beef
 - \$10 per head for horses and ponies
 - \$10 Jeopardy
 - \$9 per head for sheep, swine, and goats
 - \$5 per dog, cavy, cat, rabbit, or poultry
 - \$3 per small-caged pet entries
20. **All horses/ponies shown at the Farm Fair must have a horse Identification Card completed and on file in the County Extension Office on/or before May 1 of the current year. A negative Coggins test must be submitted with Farm Fair Entry Form.**
21. **All dogs must have Identification Card on file in the County Extension Office on/or before May 1 of the current year and must submit a rabies certification with Farm Fair Entry Form.**
22. All cats **MUST** submit a rabies certificate with their Farm Fair Entry Form.
23. All animal leasing papers and forms are due by May 1, current year in the County Extension Office.
24. Cavies, cats, and small pets must be in place one hour before scheduled show.
25. Premiums and participant awards listed are dependent on the number of entries and appropriations of the State Fair Board.
26. When decorating barn stalls, no advertisements or phone numbers are allowed.
27. FFA members must wear the prescribed uniforms/attire. 4-H attire: Jeans-no holes, clean. Closed toe shoes only. No crocs, no sandals, no flip flops. 4-H t-shirt provided during check in. Note: If showing Dairy, only white pants and white shirt are allowed.
28. All judges, fair and event officials and/or UME/4-H staff and volunteers shall be treated with courtesy, cooperation, and respect, and no person shall give direct abusive or threatening conduct towards them or exhibitors or others participating in the activity. In addition, direct criticism or interference with a judge, fair, show or event official, exhibitor, breed representative, or UME/4H staff or volunteer before, during, or after an event of other activity is prohibited and may result in disqualification or dismissal from the Fairgrounds.
29. Please read and follow individual department rules and guidelines including the 4H Livestock Code of Conduct which will be strictly enforced at all times.

STUDENT DICTIONARY

sports-man-ship

Function: *noun*

conduct: fair play, respect for opponents, and gracious behavior in winning and losing



DEPARTMENT O – SECTION A -DAIRY CATTLE


Show Time: Tuesday, July 22 – 10:00 am

Co-Superintendents: Belle Dallam – cbdallam@gmail.com

Ariel Thomas – ariel.e.thomas21@gmail.com

Rules and Regulations for Dairy:


1. Exhibitors must be enrolled in the Dairy Project.
2. All cattle must be bona fide property of the exhibitor by July 1 of current year.
3. Leased animals' papers must be in County Extension Office by May 1 of current year.
4. All health papers must be kept with animals at all times.
5. Exhibitors leasing animals must have their leased papers with their animal at all times.
6. Exhibitors may only exhibit one dairy animal per class.
7. All animals to be registered by their breed association by June 1 of current year.
8. Milking equipment needs to be supplied by the exhibitor.
9. Read General Rules and Rules for Outdoor Exhibitors. See pages 7 – 12.
10. Breed of animals must be entered into the class while entering the class into the online entry.
11. Day of show: only one helper/mentor per exhibitor starting at 7:00 am.
12. No substitutions. Must bring what you have registered.



Dairy Classes:

- | | |
|---|--|
| <ol style="list-style-type: none">01. First year Fitting and Showing02. Junior Fitting and Showing03. Intermediate Fitting and Showing04. Senior Fitting and Showing (Previous winners not eligible.)05. Fitting and Showing Champion06. Fitting and Showing Sweepstakes07. Alumni Showmanship08. Spring Calf, born March 1, current year or 4 months prior to Fair date.09. Winter Calf, born December 1 previous year to February 28 current year.10. Fall Calf, born September 1 – November 30 previous year.11. Summer Yearling, born June 1 – August 31 previous year.12. Spring Yearling, born March 1 – May 31 previous year. | <ol style="list-style-type: none">13. Winter Yearling, born December 1 two years ago – February 29 previous year.14. Fall Yearling, born September 1 – November 30 two years ago.15. 2-year old Cow, born September 1 three years ago – August 31 two years ago.16. 3-year old Cow, born September 1 four years ago – August 31 three years ago.17. Aged Cow, born before September 1 four years ago.18. Dry Cow – Must have calved at least once.19. Dam and Daughter20. Produce Dam21. Best of Breed and Owned – all breeds eligible – 1 animal per exhibitor22. Supreme Champion of All Breeds – Entrants are the Grand Champion of each breed classes |
|---|--|

DEPARTMENT O – SECTION A1 -DAIRY STEERS
Show Time: Tuesday, July 22 – 10:00 am
Co-Superintendents: Belle Dallam – cbdallam@gmail.com
Ariel Thomas – ariel.e.thomas21@gmail.com



Rules and Regulations for Dairy Steers:

1. All Feeder Dairy Steer animals exhibited must be owned, registered and tagged and weighed with A Maryland 4-H/FFA Tag in the Exhibitor's name only by June 1 of the current year and be under one year of age.
2. All Market Dairy Steers must be owned by January 1st. ALL MARKET DAIRY STEERS MUST BE BORN AFTER JANUARY 1 OF THE PREVIOUS YEAR. (TO SHOW IN 2024-MUST BE BORN AFTER January 1, 2023)
3. **To be eligible for the Livestock Sale, all Market Animals must show and be placed in their respective market class.**
4. **THERE WILL BE NO PRIVATE SALES OF UNDERWEIGHT OR OVERWEIGHT ANIMALS. Parents and exhibitors are forbidden from approaching a buyer, before or after the sale, to inquire about keeping the animal or requesting that the animal be donated back to the exhibitor.**
5. Steers will be weighed and must be tagged with a MD 4-H/FFA Livestock tag.
6. Superintendents, may at their discretion, break or combine classes.
7. In order for a steer to be eligible for sale they must weigh a minimum of 1,000 lbs and Have a daily rate of gain of a minimum of 2.0 lbs.

Dairy Steer Classes:

01. First year Fitting and Showing
02. Junior Fitting and Showing
03. Intermediate Fitting and Showing
04. Senior Fitting and Showing
05. Fitting and Showing Champion
06. Fitting and Showing Sweepstakes
07. Feeder Dairy Steer – Under 600 pounds
08. Feeder Dairy Steer – 600 to 999 pounds
09. Market Dairy Steer – 1000 pounds and above

DEPARTMENT O – SECTION B –DAIRY GOATS
Fitting & Showmanship and Breed Show
Show Time: Tuesday, July 22 – 9:00 am
Co-Superintendents: Kayla Brown – kaylajo1205@aol.com
Jessica Jager – jmjager@hotmail.com



Rules and Regulations for Dairy Goats:

1. All exhibitors must comply with General Rules and Rules for Outdoor Exhibitors.
2. Exhibitors must be enrolled in the Dairy Goat Project.
3. All dairy goats must have been owned or leased by the exhibitor before the animal's first freshening or before 2 years of age, whichever comes first, to be shown in breed classes. Animals under 6 months may be shown on a stamped duplicate of application for registration. All breeding goats must be the property of the exhibitor and registered solely in the exhibitor's name. Joint ownership is not permitted.
4. Leased animals must have a Lease Agreement on file with the County Extension Office by May 1st.
5. Current registration and health papers must be presented at check in and available at all times.
6. Pre-show milk out will be announced by the superintendents.
7. All goats must have a collar. Prong collars are not permitted.
8. Animals must be entered into their proper class and division when registering into the online entry system.
9. Early release for does in milk is at the discretion of the Outdoor Superintendent and will be announced if applicable. Dry animals are to remain on the fairgrounds until all livestock are released.

DAIRY GOATS Classes:

FITTING & SHOWMANSHIP Classes:

01. Senior Fitting and Showmanship
02. Intermediate Fitting and Showmanship
03. Junior Fitting and Showmanship
04. Novice Fitting and Showmanship
05. Champion Fitting and Showmanship

BREED Classes:


- Alpines, Lamancha, Nubian, Recorded Grades, & All Other Breeds. Breeds may be combined or split at the discretion of the superintendents. Show order will be posted and announced at fair.
06. Junior Kid – born on or after April 1st of current year
 07. Intermediate Kid – born March 1 - March 31 of current year
 08. Senior Kid – Born January 1 – February 28 of current year
 09. Dry Yearling – Under 2 years old—Never Freshened as of July 25 of current year

10. Junior Champion and Reserve Junior Champion
11. Milking Yearling – Under 2 years of age
12. Milkers – 2 years to under 3 years of age
13. Milkers – 3 years to under 4 years of age
14. Milkers – 4 years to under 5 years of age
15. Milkers – 5 years and over in age
16. Senior Champion and Reserve Champion
17. Grand Champion and Reserve Grand Champion
18. Best Bred and Owned
19. Best Doe in Show

FUN Classes:

20. Team Fitting & Showmanship
– Open to all 4hers
21. Milking Contest

DEPARTMENT O – SECTION C – MARKET GOATS
Fitting & Showmanship and Market Show
Show Time: Wednesday, July 23 – 6:00 pm
Co-Superintendents: Kristin Grabowski – grabowski@danfoss.com
Debbie Heston – adh@zoominternet.net



Rules and Regulations for Market Goats:

1. Read General Rules and Rules for Outdoor Exhibitors. See pages 7 – 12. Note Rule #1 in Outdoor Rules for Clovers.
2. Exhibitors must be enrolled in the Market Goat Project. This is a 4H show NOT an ABGA sanctioned show.
2. Only market wethers and commercial market doe kids can be shown in the Market Classes.
3. All market goats including commercial market doe kids must be the property of exhibitor and registered in the County 4-H Office no later than May 1 of the current year.
4. All eligible Market Goats must be born on or after January 1 of current year, have their milk teeth and may not show any breaking or eruption of the two permanent front teeth. Market goats must weigh over 40 lbs. Market goats will be shown by weight. Market goat entries will be weighed and divided into weight classes at the Superintendent's discretion. All breeds are eligible.
5. All market wethers must be tagged (scrapie and 4H), castrated, and completely healed to be eligible for the show and sale.
6. Commercial market does entered in Market classes are not eligible to compete in breeding classes.
7. **Fitting of all goats shall be completed by the exhibitor only.** The exhibitor can be **assisted** by an immediate family member or by another active 4-H or FFA member. Market goats should be shown in the Fitting and Showmanship classes with uniformly short hair above the knees and hocks. No adhesive, show foam, coloring agents, paints, oils, glitter or any other fitting aids are to be used to prepare for show or sale.
8. The Grand Champion and Reserve Grand Champion Market Goats MUST BE SOLD at the 4-H Livestock Sale.
9. Market wethers and market does sold at the Fair are **NOT** eligible for any other 4-H participation for the remainder of the current year. **As per 4-H rules, the sale of the animal terminates the 4-H Market project. If you plan to show your market doe as a commercial doe the following year, it must be brought to Spring Weigh In and tagged with a commercial 4-H tag.**
10. **To be eligible for the Livestock Sale, all Market Animals must show and be placed in their respective market class.**
11. **THERE WILL BE NO PRIVATE SALES OF UNDERWEIGHT OR OVERWEIGHT ANIMALS. Parents and exhibitors are forbidden from approaching a buyer, before or after the sale, to inquire about keeping the animal or requesting that the animal be donated back to the exhibitor.**
12. Prong/pinch collars are allowed as long as exhibitor has the collar positioned correctly under the animal's chin. One warning only.
13. In the show ring, goats must have all four feet firmly on the ground when being braced. The front legs may be picked up for the purpose of setting the feet but must be immediately set back down. One warning only.


MARKET GOAT CLASSES

FITTING & SHOWMANSHIP Classes:

1. Senior Fitting and Showmanship
2. Intermediate Fitting and Showmanship
3. Junior Fitting and Showmanship
4. Novice Fitting and Showmanship
(exhibitor can show in Novice class and their age class)
5. **AWARD Class:** Grand Champion Showmanship (winners from Classes 1 – 4)

MARKET Classes:

6. Lightweight
7. Middleweight
8. Heavyweight
(Classes may be added if these classes are too large.
This is at the discretion of the superintendent.)
9. **AWARD Class:** Grand Champion Market Goat
10. **AWARD Class:** Reserve Grand Champion Market Goat
11. **AWARD Class:** Grand Champion Bred & Owned Market Goat



DEPARTMENT O – SECTION C – BREEDING MEAT GOATS

Breeding Show

Show Time: Wednesday, July 23 – 6:00 pm

Co-Superintendents: Kristin Grabowski – grabowski@danfoss.com

Debbie Heston – adh@zoominternet.net

Rules and Regulations for Breeding Meat Goats:

1. All Registered breeding goats will be shown in their own division. Registered breeding goats must be registered with the American Boer Goat Association (ABGA). Breed Association registration papers and ear tattoos are required to participate in the show. This is a 4H show NOT an ABGA sanctioned show.
2. All Commercial Breeding does **must** attend May weigh-in to be tagged if not previously tagged with a 4H tag to be able to show at the fair. If previously tagged, 4H tag number must be present on entry form that must be turned into the County 4H office by May 1 of the current year.
3. **Fitting of all goats shall be completed by the exhibitor only.** The exhibitor can be **assisted** by an immediate family member or by another active 4-H member. Fitting of breeding goats for the Fitting and Showmanship classes are “blow & go” only. No adhesive, show foam, coloring agents, paints, oils, glitter or any other fitting aids are to be used to prepare for the show or sale.
4. In the event of a lost tag, the exhibitor must contact the Superintendent immediately for a replacement.
5. All Breeding meat goats (both Registered and Commercial) must be shown in proper class by age.
6. Goats shown in any breeding class may not be shown in market classes.
7. Prong/pinch collars are allowed as long as exhibitor has the collar positioned correctly under the animal’s chin. One warning only.

REGISTERED BREEDING DOE CLASSES:

YEARLINGS:

1. Junior Kid – Born on or after March 1, current year
2. Intermediate Kid – Born January 1 – February 28 current year
3. Senior Kid – Born September 1 – December 31 previous year
4. Yearling (not kidded) – Born September 1 two years ago – August 31 previous year

5. AWARD Class – Champion Doe – Yearling Division

SENIOR YEARLINGS:

6. Yearling Doe (kidded) – Born September 1 two years ago – August 31 previous year
7. 2 year old Doe – Born September 1 three years ago – August 31 two years ago

9. 3 year old and older Doe – Born on or before August 31 three years ago

10. AWARD Class: - Champion Doe – Senior Yearling Division

11. AWARD Class: Grand Champion Doe – Registered Division (includes Yearling & Senior Yearling Class winners)

12. AWARD Class: Reserve Grand Champion Doe – Registered Division (includes Yearling & Senior Yearling Class winners)


13. AWARD Class: Grand Champion Bred & Owned - Registered Doe

REGISTERED & COMMERCIAL BUCKS:

- 15. Junior Buck - Born on or after March 1 current year
- 16. Senior Buck – Born September 1 previous year and February 28 current year
- 17. AWARD Class: Grand Champion Buck
- 18. AWARD Class: Reserve Grand Champion Buck
- 19. AWARD Class: Grand Champion Bred & Owned Buck

COMMERCIAL BREEDING DOE CLASSES:

- 20. Junior Commercial Yearling Doe – Born August 1 previous year – June 1 current year
- 21. Senior Commercial Yearling Doe – Born on or **before** July 31 previous year
- 21. AWARD Class: Grand Champion Doe – Commercial Division
- 22. AWARD Class: Reserve Grand Champion Doe – Commercial
- 23. AWARD Class: Grand Champion Bred & Owned Doe - Commercial



DEPARTMENT O – SECTION D –BEEF CATTLE

Breeding, Market, and Showmanship

Show Time: Thursday, July 24 – 2:00 pm

Superintendent: Kristen Deford – Kristen@grimmelfarms.com

Assistant Superintendent: Karen Holloway – keholloway@themillofbelair.com

Rules and Regulations for Beef:

1. Exhibitors must be enrolled in the Market Beef Project or Beef Breeding Project.
2. **STEERS MUST BE BORN AFTER JANUARY 1 OF THE YEAR PRIOR TO THE FAIR.**
2. All steers must be bona fide property of exhibitor and registered in the County 4-H Office by January 1 of current year.
3. All animals, regardless of weight, may be shown in showmanship classes.
4. To be sold, a steer must weigh a minimum of 1,100 lbs. at time of weigh-in (plus or minus 1%).
5. A limit of two (2) Market steers can be sold by each exhibitor.
6. **To be eligible for the Livestock Sale, all Market Animals must show and be placed in their respective market class.**
7. **THERE WILL BE NO PRIVATE SALES OF UNDERWEIGHT OR OVERWEIGHT ANIMALS. Parents and exhibitors are forbidden from approaching a buyer, before or after the sale, to inquire about keeping the animal or requesting that the animal be donated back to the exhibitor.**
8. The grooming and preparation of all beef cattle for exhibit is the responsibility of the exhibitor. Exhibitors may receive guidance and assistance only from immediate family members, Maryland 4-H members, FFA members, and appointed MCE Volunteers/FFA Advisors.
9. The Beef Cattle Show will be UNFITTED. This means washed and blown out with NO adhesives/glue or paint. In order to maintain hair and skin condition of cattle, exhibitors may use daily haircare products and oils. **EXHIBITORS MUST SHOW THEIR OWN ANIMAL.**
10. Breed association registration papers are required for heifers and steers to show in purebred breed classes. Purebred cattle must be tattooed prior to arrival on the fairgrounds. All others must show as commercial heifers or crossbred steers.
11. Commercial heifers are unrecorded crossbreds. These heifers will be shown by weight. Commercial heifers MUST BE tagged with official Maryland 4-H tag by July 1 current year and must have a copy of their 4-H Livestock Registration Form at check-in. Commercial heifers are not eligible for the Livestock Sale.
12. Beef animal must be owned by exhibitor to be shown in showmanship classes.
13. Breed of animals must be entered into the online entry system.
14. **See General Rules, Rules for Outdoor Exhibitors, and Livestock Sale Rules.** See pages 7 – 12. Note Rule #1 in Outdoor Rules for Clovers.
15. Breeds must have a minimum of 3 animals and 2 exhibitors entered to have their own division. If not, they will show in the AOB division. This is at the discretion of the superintendent.

Breeding, Market, and Showmanship
Show Time: Thursday, July 24 – 2:00 pm


SHOWMANSHIP Classes:

- | | |
|---|---|
| 1. Senior Showmanship-Exhibitor is 14-18 years old January 1 current year and Class 01A for previous winners only | 4. Novice Showmanship-1 st year exhibitor (8-18 years old) |
| 2. Intermediate Showmanship-Exhibitor is 11-13 years old as of January 1 current year and Class 02A for previous winners only | 5. Champion Showmanship |
| 3. Junior Showmanship-Exhibitor is 8-10 years old as of January 1 current year | 6. Sweepstakes Showman Champion (Previous Showmanship Champions) |

MARKET STEER Classes:

- | | |
|--|---|
| 7. Market Steer (breeds listed below) | |
| a. Angus | e. Charloais |
| b. Hereford | f. Shorthorn |
| c. Simmental | g. All other registered and percentage breeds |
| d. Crossbred | |
| 8. Bred and owned – registered breeds only | |
| 9. Bred and owned – crossbred steers | |

Beef Heifer Show
Show Time: Thursday, July 24 – 2:00 pm



Additional Rules and Regulations for Beef Heifers:

1. All heifers must be bona fide property of exhibitor by July 1 current year.
2. Heifer breeds consist of Angus, Charolais, Commercial, Hereford, Shorthorn, Simmental and all other registered breeds.
3. Breed of animals must be entered into the class while entering the class into the online entry.

BEEF HEIFER Classes:

- | | |
|---|---|
| <ol style="list-style-type: none">10. Junior Heifers, calved on or after January 1 current year11. Late Senior Heifers, calved November 1 to December 31 previous year12. Early Senior Heifer, calved September 1 to October 31 previous year13. Late Summer Yearling Heifers, calved July 1 to August 31 previous year14. Early Summer Yearling Heifers, calved May 1 to June 30 previous year15. Spring Yearling Heifers, calved March 1 to April 30 previous year | <ol style="list-style-type: none">16. Early Junior Yearling Heifers, calved January 1 to February 28 previous year17. Senior Yearling Heifers, calved November 1 to December 31 two year ago18. Early Senior Yearling Heifers, calved September 1 to October 31, two years ago19. Bred and Owned – registered breeds only20. Bred and Owned – commercial heifers21. Cow and Calf – natural calf, nursing and born January 1 current year or later22. Bull or steer calf (calf from cow/calf pair shown in class 21) |
|---|---|

DEPARTMENT O – SECTION E - SWINE
Show Time: Monday, July 21 -Showmanship-8:00 am
Swine Market Show – 6:00 pm
Co-Superintendents: Kimmi Doran [-kdoranhvf@gmail.com](mailto:kdoranhvf@gmail.com)
Abbie Patrick – abbieannpatrick@gmail.com



Rules and Regulations for Swine:


1. Exhibitors must be enrolled in the Swine Project.
2. All crossbred and unregistered market hogs must be bona fide property of the exhibitor and registered in the County 4-H Office by May 1, current year. Purebred market hogs must be registered with their breed and the exhibitor as the owner by July 1 of the current year.
3. All market swine will be tagged with a Maryland 4-H Livestock Tag at weigh in. In the event of a lost ear tag, the exhibitor must contact the Superintendent as soon as possible.
4. To be sold in the sale a market hog **must** weigh between 235 – 300 lbs., plus or minus 1%.
5. Any animal weighing under 235 lbs. and over 300 lbs. (plus or minus 1%) cannot be eligible for Champion and Reserve Champion.
6. Bring ALL County and State Fair hogs to May weigh in. At that time, you will need to distinguish County and State Fair hogs. Three (3) hogs total can be tagged for County Fair with only two (2) brought to the County Fair (including weigh in) by each exhibitor. (State Fair maximum of seven (7) hogs of which only five (5) may be shown.)
7. **Prior to weigh-in, RFID tags must be inserted and clean in the ear, no exceptions.**
8. A limit of two (2) market hogs can be sold by each exhibitor.
9. **To be eligible for the Livestock Sale, all Market Animals must show and be placed in their respective market class.**
10. **THERE WILL BE NO PRIVATE SALES OF UNDERWEIGHT AND OVERWEIGHT ANIMALS. Parents and exhibitors are forbidden from approaching a buyer, before or after the sale, to inquire about keeping the animals or requesting that the animal be donated back to the exhibitor.**
11. Classes will be determined by division then by weight for Market Classes which are set up by the Superintendents. Classes for Showmanship will be created at the discretion of the Superintendent.
12. Breed association registration papers are required for purebred market hogs to show in the purebred division. Purebred hogs must be ear-notched prior to arrival on the fairgrounds. All others much show in the crossbred division.
13. Fitting only allowed in your pen. No one is to fit at the wash rack.
14. Rate of Gain will be calculated by Superintendent after weigh-in.
15. Clipping of hair on hogs (market or breeding) is permitted.
16. Fitting of all swine shall be completed by the exhibitor ONLY. The exhibitor can be assisted by an immediate family member or the exhibitor can be assisted by another active 4-H member.
17. Water and white talcum powder are the ONLY substances allowed on the skin of all swine.
18. No one will be allowed in show ring during show except authorized personnel.
19. Attire for exhibitors – proper attire as noted in Outdoor Rule #27, page 12.
20. Any novice showman can enroll in both the novice division and their age group.

21. Exhibitors must supply their own SHAVINGS for bedding initially.
22. **See General Rules, Rules for Outdoor Exhibitors, and Livestock Sale Rules.** See pages 7 – 12.

Swine Classes:

1. Senior Fitting and Showmanship – Exhibitor is 14-18 years old as of January 1 current year
2. Novice Fitting and Showmanship-1st year exhibitor (8-18 years old)
3. Intermediate Fitting and Showmanship – Exhibitor is 11-13 years old as of January 1 current year
4. Junior Fitting and Showmanship – Exhibitor is 8-10 years old as of January 1 current year
5. Sweepstakes and Showmanship – open to prior Overall Champion Fitting and Showmanship winners
6. Purebred Market Hogs – Weight class will be assigned by Superintendent after fair weigh-in
Divisions:
 - A. Berkshire Hogs
 - B. Duroc Hogs
 - C. All other Breeds
7. Crossbred or Unregistered Market Hogs – Weight class will be assigned by Superintendent after Fair weigh-in

DEPARTMENT O – SECTION F - SHEEP
Market and Breed Sheep Show
Show Time: Tuesday, July 22 – 6:00 pm
Co-Superintendents: Kristin Grabowski – grabowski@danfoss.com
Jill Rickey – goosecreekssheep@yahoo.com



Rules and Regulations for Sheep:

1. Exhibitors must be enrolled in the Sheep Project.
2. All sheep must comply with the current Maryland Livestock Sanitary Service Health Rules. Health papers for each animal must be available for inspection at any time.
3. **UPON ENTRY NO ANIMAL SHALL WEAR A BLANKET. THIS ALSO APPLIES TO ALL WEIGH-INS and check in by the veterinarian at the fair.**
4. A limit of three (3) market lambs may be tagged and shown by any one exhibitor. All eligible Market Lambs must be born on or after January 1 of current year.
5. A limit of two (2) market lambs can be sold by each exhibitor.
6. Market lambs and market ewes sold at the Fair are **NOT** eligible for any other 4-H participation for the remainder of the current year. **As per 4-H rules, the sale of the animal terminates the 4-H Market project. If you plan to show your market ewe as a commercial ewe the following year, it must be brought to Spring Weigh In and tagged with a commercial 4-H tag.**
7. **To be eligible for the Livestock Sale, all Market Animals must show and be placed in their respective market class.**
8. **THERE WILL BE NO PRIVATE SALES OF UNDERWEIGHT OR OVERWEIGHT ANIMALS. Parents and exhibitors are forbidden from approaching a buyer, before or after the sale, to inquire about keeping the animal or requesting that the animal be donated back to the exhibitor.**
9. All sheep (market and purebred) will require the USDA Scrapie Premise ID Tags. Registration papers are required for purebreds.
10. All Market Lambs must be bona fide property of the exhibitor and registered with the County 4-H Office by May 1, current year.
11. All Market Lambs must be tagged at the official weigh in with a Maryland 4-H Livestock Tag. In the event of a lost ear tag, the exhibitor must contact the Superintendent immediately.
12. Breeds must have a minimum of three (3) animals and two (2) exhibitors entered to have their own division. If not, they will show in the AOB division. This is at the discretion of the superintendent.
13. Only market ewes and market wether lambs may be shown in Market Classes.
14. Commercial breeding ewes must be tagged with a Commercial 4-H tag at the May weigh-in.
15. Ewe lambs shown in a breeding class are not eligible to be shown in Market Lamb Classes.
16. All sheep must be appropriately fitted for the class of sheep being shown. Market lambs must be shown slick shorn prior to arrival with no more than 5 days wool growth. **No adhesives, show foam, coloring agents, paints, oils, glitter or any other fitting aids are to be used to prepare for the show or sale.**
17. **Fitting of all sheep shall be completed by the exhibitor only.** The exhibitor can be assisted by an immediate family member or by another active 4-H member.
18. To be eligible for show and sale, Market Lambs must weigh a minimum of 90 lbs. and a maximum of 160 lbs. to be shown in a Market Class

as well as have their milk teeth present. Teeth will be checked at weigh in and fair check in.

19. All Market Lambs will be officially weighed and divided into at least three weight classes of approximate equal distribution as determined by the Sheep Superintendent.
20. Exhibitors may show their animal in a halter.
21. Pen assignments will be posted. Exhibitors will not change pens unless consulting with the Superintendent. Pens may be decorated.
- 22. Exhibitors must provide their own bedding initially.**
- 23. Exhibitors are permitted a maximum of 10 Sheep entries as long as penning permits. This Sheep entry number includes market lambs. The superintendents reserve the right to limit entries based on pen space.**
- 24. See General Rules, Rules for Outdoor Exhibitors, and Livestock Sale Rules on pages 7 – 12.**

SHEEP CLASSES:

FITTING & SHOWMANSHIP:

1. Senior Showmanship – (14-18 years old)
2. Intermediate Showmanship – (11-13 years old)
3. Junior Showmanship – (8-10 years old)
4. Novice Showmanship – 1st year exhibitor (exhibitor can show in Novice class and their age class)
5. Grand Champion Showmanship (winners from classes 1 – 4)

MARKET LAMB CLASSES:

6. Lightweight class
 7. Middleweight
 8. Heavyweight
- (Classes may be added if these classes are too large.
This is at the discretion of the superintendent.)

9. **AWARD Class:** Grand Champion Market Lamb
10. **AWARD Class:** Reserve Grand Champion Market Lamb
11. **AWARD Class:** Grand Champion Bred & Owned Market Lamb
12. **AWARD Class:** Champion Rate of Gain – Market Lamb

BREED SHEEP Classes: (Breed classes will be up to superintendent's discretion.) Minimum of 3 animals and 2 exhibitors entered to have their own breed division. (Wool, hair, AOB, Commercial)

RAMS:

13. Ram Lamb
14. Pair of Rams
15. Yearling Ram (over 1 and under 2 years old)
16. **AWARD Class: Supreme Ram** (from winners of each Ram Breed Class)
17. **AWARD Class:** Grand Champion Bred & Owned Ram

EWES:

18. Ewe Lamb
19. Pair of Ewe Lambs
20. Twin Lambs
21. Yearling Ewe (over 1 and under 2 years old)
22. Pair of Yearling Ewes
23. Aged Ewe Over 2 years and must have lambed at least once. All breeds. This ewe will not be eligible for championship.
24. **AWARD Class: Supreme Ewe** (from winners of each Ewe Breed Class except Aged Ewe)
25. **AWARD Class:** Grand Champion Bred & Owned Ewe
26. Flock (1 ram under 2 years, 1 yearling ewe, and 1 ewe lamb)

DEPARTMENT O – SECTION G– LIVESTOCK MASTER SHOWMANSHIP CHALLENGE

Show Time: Friday, July 25 – 10:00 am

Superintendent: Karen Holloway – keholloway@themillofbelair.com

Assistant Superintendent: Kristen Deford – Kristen@grimmelfarms.com

Rules and Regulations for Livestock Master Showmanship Challenge:

1. The 2025 Grand Champion Showmanship winners from Beef, Dairy, Sheep, Swine, Market Goat, and Dairy Goat sections will be invited to participate in the Livestock Master Showmanship Challenge.
2. Each champion will provide the animal for their achievement area unless deemed necessary to select alternate animals at the discretion of the Superintendents.
3. All species showmanship champions who participate will show each of the 6 species during the competition.
4. A panel of judges will be selected to evaluate and rank the youth and a winner will be selected based on a point system.



DEPARTMENT O – SECTION G1– LIVESTOCK and DAIRY BOWL SKILLATHON
& AGRICULTURAL JEOPARDY

Show Time: Skillathon - Tuesday, July 22 – 12:00 pm

Agricultural Jeopardy - Sunday, July 20 – 6:00 pm

Co-Superintendents: Tracy Brooks – tlbrooks28@gmail.com

Jodi Troyer – jmtroyer84@aol.com



SKILLATHON: Livestock and Dairy

The primary objective of the 4-H Skillathon Contests is to provide an opportunity for youth enrolled in 4-H to demonstrate the breadth of their knowledge and understanding of animal science and management in a competitive setting. The practical application of the contestants' knowledge and skills is emphasized. This is done by having contestants visit varying stations and applying their livestock knowledge to identify aspects or answer questions pertaining to the industry.

Age Categories:

Clover (5 - 7)

Junior (8 – 10)

Intermediate (11 – 13)

Senior (14 – 16)

Contest Phases:

1. Quiz phase of the contest may include questions about the total livestock industry.
 - a. Clovers and Juniors – Ten (10) questions
 - b. Intermediates and Seniors – Twenty-five (25) questions
2. Quality Assurance Exercise for Clovers, Juniors, Intermediates and Seniors
3. Stations phase of the contest will consist of a series of stations or tables where contestants will respond to the requirements of the station. Examples of stations which may be used include, but are not limited to:

Livestock

- a. Breed Identification
- b. Equipment Identification
- c. Retail Meats Identification
- d. Meats Judging
- e. Hay Judging
- f. Wool Judging
- g. Feed Identification
- h. Animal Parts

Dairy

- a. Breeds: Dairy Breed Identification
- b. Dairy Equipment: General & Milking Equipment Identification
- c. Feeding & Nutrition: Feed Identification & Reading a Feed Tag
- d. Genetics & Selection: Sire Selection & Reading a Pedigree-Genetic Terms & Values
- e. Animal Care: Disease & Parasite Identification & Quality Assurance
- f. Dairy Products: Product Identification
- g. Anatomy & Physiology: External Parts Identification, Skeletal System Parts Identification, Digestive System Parts Identification, Reproductive System Parts, Identification, and Mammary System Parts Identification.

Rules and Regulations:

1. Each participant will receive a \$10 premium.
2. Results and awards will be announced at the Livestock Sale on Saturday.
3. Contestants should bring their own clipboard and pencils.
4. All electronic devices (cell phones, tablets, calculators, smart watches, etc.) are prohibited. Contestants are advised to leave these devices either in their car or with their parents/coaches prior to the start of the contest. If a contestant is discovered to be in possession of an electronic device during the contest, the contestant will be disqualified.
5. Contestants are not permitted to talk with others during and between the contest stations and testing components. One (1) warning will be issued. Failure to comply may result in disqualification.
6. All scoring will be based on the Maryland State Contests. Please refer to the State Livestock and Dairy Guides.
7. Questions and information will be sourced from the study material provided by UMD Extension for the Maryland Livestock Skillathon, Dairy Skillathon and Dairy Bowl Contests. These include but are not limited to The Virginia Tech Dairy Quiz Bowl Guide and the Ohio State University Resource Handbooks for Dairy, Swine, Beef, Sheep and Goats.
8. In the event of a tie, the first 5 written test questions will be used as a tie breaker. If needed, the following 5 will be continued to be used until the tie has been broken.

AGRICULTURAL JEOPARDY

The Agricultural Jeopardy contest is an activity where youth compete individually against each other. Based off the popular game show, youth answer questions that put their general livestock and dairy knowledge to the test. Competition points are awarded for correctly answering questions about the agricultural industry and closely related areas. Each contest consists of six categories. Each category has five (5) questions, with a point value of 10, 20, 30, 40 or 50 points given to each question based on its difficulty level. A maximum of eight (8) players will compete at one time. The number of players per contest and rounds will be dependent on the total number of contestants.

The contest will have three (3) age divisions. In the case of a large turn-out, the first twenty-four (24) individuals enter per age category (Junior, Intermediate and Senior) will compete. There may need to be qualifying rounds to determine who competes in the Champion round for each division. The contestant with the most points at the end of the final round will be declared the winner. The player with the next greatest points will be declared second place, etc. In case of a tie for first, second or third place a sudden death question will be asked.

Questions will be sourced from the study material provided by UMD Extension for the Maryland Livestock Skillathon, Dairy Skillathon and Dairy Bowl Contests. These include but are not limited to The Virginia Tech Dairy Quiz Bowl Guide and the Ohio State University Resource Handbooks for Dairy, Swine, Beef, Sheep and Goats.

All 4-Hers, regardless of project are eligible to enter. Basic animal agriculture questions will be asked. They will cover dairy, beef, swine, sheep and goats. Category examples include Nutrition, Reproduction, Breeds and Equipment.

Rules and Regulations:

1. Each participant will receive a \$10 premium.
2. There will be two (2) rounds of play. In Round One each group will be asked the same questions. Depending on the number of contestants entered the top 2 or 3 will compete in the Final Jeopardy Round. Different questions will be asked and the winners for each division will be determined in the Final Jeopardy Round.
3. In the case of a tie, a sudden death question will be asked.
4. Unlike the TV Show, we will not have a final Jeopardy Round with wagers.
5. The moderator will select the contestant who chooses the first category and its point value. Answers may be in the form of a question or statement. Example: 10-point question is "basic structural unit of protein." Acceptable form would be "What are amino acids?" or "amino acids."
6. A contestant wishing to answer any question must activate the signaling device. Since more than one contestant may think they have signaled the device, contestants may not answer until acknowledged by the moderator. After being acknowledged by the moderator, the contestant must immediately begin an answer.

7. There will be deductions for wrong answers, failing to signal, not waiting to be recognized and failing to give an answer. If the contestant does not begin answering almost immediately or fails to give the correct answer, it will be declared incorrect and the question will be reread once, and another contestant has the chance to buzz in. If no one buzzes in within five (5) seconds, the moderator will move on to the next question.
8. If a contestant answers without signaling, or waiting to be recognized by the moderator, the answer will be declared invalid, and the point value of the question will be deducted. The question will then be offered to the opposing individuals.
9. If the answer is incorrect or incomplete, the question shall then be reread, and the other contestants will have one more opportunity to answer. The judge may not ask the contestant to explain his or her answer.
10. The player with the last correct answer will get to select the next category and point value.
11. The moderator and appointed judge will have the final say if any question is correct or incorrect.
12. All contestants must stay in the staging area during the contest unless competing. Once an individual has been eliminated, contestants can leave.
13. Each contestant is requested to maintain a respectable demeanor throughout the contest. Any disruptions in the contest room or holding room will result in the immediate elimination of the individual in question from the contest.
14. If any questions concerning the rules arise, we will default to the Holstein Foundation Dairy Jeopardy Rules Handbook.
15. Basic rules may need to be added or changed as we navigate the inauguration of the contest.
16. All electronic devices (cell phones, tablets, calculators, smart watches, etc.) are prohibited. Contestants are advised to leave these devices either in their car or with their parents/coaches prior to the start of the contest. If a contestant is discovered to be in possession of an electronic device during the contest, the contestant will be disqualified.

Age Categories:

Junior (8 – 10)

Intermediate (11 – 13)

Senior (14 – 16)

DEPARTMENT O – SECTION H– HORSE

Show Times: Western show – Saturday, July 19 @ 12 noon

English show – Sunday, July 20 @ 12 noon

Open Classes follow 4H classes both days

Co-Superintendents: Brittany Majewski – bmajewski38@gmail.com

Jackie Harward – jhfarmgirl@gmail.com



Rules and Regulations for Horses:

1. This show will be governed by rules in the **Maryland 4-H Horse and Pony Rule Book**; unless otherwise stated and except where noted for fence heights. All changes are in the catalog.
2. **All horses and ponies to be shown must have a horse I.D. card filled out, and/or updated, on file in the County Extension Office by May 1 of the current year, including Horse Lovers; and must be enrolled in the Horse Project.**
3. **A copy of a valid Coggins MUST be submitted with each horse/pony Farm Fair Entry Form.**
4. **Ages categories (junior/intermediate – ages 8-13 and senior ages 14-18) will be selected on the Farm Fair catalog entry pages. Age is determined as of January 1 of the current year.**
5. An exhibitor may enter only ONE Grooming and Showmanship class and only ONE equitation division.
6. An exhibitor may enter two project animals in performance with no cross entering between Pleasure and Hunter classes. Only one project animal may be entered in each Conformation class.
7. English ATTIRE: See Rule #1 and Rule Book. ASTM/SEI approved head gear with harness secured and boots/heelers required when mounted. English Attire: Green or white polo shirts are permitted in place of show shirt and jacket. Proper jodhpurs or breeches with appropriate accessories and boots (paddock or tall boots) with a heel are required. Jackets may be excused at the discretion of the superintendent and judge in extreme heat.
8. Western ATTIRE: neat and attractive western style pants, long-sleeved collared shirt, cowboy boots, and ASTM/SEI approved safety helmets are required. Chaps permitted in all but Equitation Classes. Green or white polo shirt permitted in place of show shirt.
9. Horse Lovers require entry form and registration in the project. Club Leader and Show Official's permission required to enter classes other than Horse Lovers.
10. Western TACK: Western (Stock) saddle and Western type bridle or bosal are required. Curb, snaffle, half breed, or spade bits are optional, but a judge may penalize for excessive use. If spurs are used, the rowels must be blunt and turn freely. Spurs or romal shall not be used in front of the cinch. Tapaderos are prohibited except for speed events. Martingales, nosebands, and lever action hackamores are prohibited except for speed events. ASTM/SEI approved helmet required at all times.
11. Western: Except in speed classes and opening and closing gates, only one hand may be used on reins and hands must not change. The rider's hands must be clear of horse and saddle when the horse is in motion.
12. Western: In pleasure classes 85% of the emphasis is on manners, performance, conformation, and soundness and 15% on neatness and cleanliness of horse, tack, and rider.

13. Horses must reverse toward the inside of the ring, away from the rail. 14. ALL schooling and grooming is done by the 4-Her only.
15. Classes may be combined/divided or moved at the discretion of show management. **LISTEN for announcements.**
16. Schooling sessions will take place before the show and during breaks and will be determined the day of the show. PLEASE LISTEN FOR ANNOUNCEMENTS.
- 17. Exhibitors must comply with General Rules and Rules for 4-H Outdoor Exhibitors. (Horses must leave at the end of the show.) 18. An Equine Self Evaluation Form must be given to the person in charge of registration upon your arrival at the Fairgrounds.**
19. An exhibitor is responsible for having his or her animal under control at all times and must have safe equipment in good repair. 20. Only Maryland 4-H and FFA members may school a horse and must be shown by the exhibitor.
21. ASTM/SEI approved helmet is required **AT ALL TIMES FOR ALL RIDERS/EXHIBITORS WHEN MOUNTED.** This is a rule that will be strictly enforced! This includes sitting on your horse, riding outside the ring, and schooling. Only the exhibitor is allowed on their own project animal(s).
22. Divisions and Classes will be judged with the following:
- Gymkhana is any age-cannot cross enter W/T/J and open judged on speed with a stopwatch. No official timer, at this time Beginner rider (1st or 2nd year of showing) all ages & disciplines judged 50% horse-50% rider.
- Western is judged on appropriate equipment. control of mount, rider's position, horse's manners, and soundness. Equitation is judged on the rider
- Pleasure & hunter divisions are judged primarily on the horse's manners.
23. Champion and Reserve Champion ribbons will be awarded at the Superintendent's discretion.



4H Western Horse Show
With Open Western Show immediately following

Show Time: Western show – Saturday, July 19 @ 12 noon-Show Ring 2 & 3

4H Western Show

Grooming and Showmanship Division

1. Open Grooming and Showmanship-Senior
2. Open Grooming and Showmanship-Junior
3. Maiden Grooming and Showmanship-Senior (no 1st place in any Showmanship Class)
4. Maiden Grooming and Showmanship-Junior (no 1st place in any Showmanship Class)

Conformation Division

5. Conformation – Mares
6. Conformation – Geldings

Beginner Rider Division

7. Beginner Rider Walk
8. Beginner Rider Walk/Jog
9. Beginner Rider Pattern

Western Rider Division

10. Western W/J-Senior
11. Western W/J/L-Senior
12. Western Pattern-Senior
13. Western W/J-Junior
14. Western W/J/L-Junior
15. Western Pattern-Junior

Gymkhana Division

16. Pole Bending-W/J and open
17. Clover Leaf Barrels-W/J and open
18. Texas barrels-W/J and open
19. Plug-W/J and open

Open Western Show

Leadline - 5 – 8 years old

Beginner - 5 – 18 in first or second year riding

Junior - 5 – 13 years old

Senior – 14 – 18 years old

Open – Adult – 19+

1. Grooming and showmanship – Jr
2. Grooming and showmanship – Sr
3. Grooming and showmanship – open
4. Conformation mares
5. Conformation geldings
6. Leadline walk
7. Leadline pattern
8. Beginner rider walk
9. Beginner rider W/J
10. Beginner rider pattern
11. Western Pleasure – Junior
12. Western Pleasure – Senior
13. Western Pleasure – Open
14. Ranch riding – Junior
15. Ranch riding – Senior
16. Ranch riding – Open
17. Barrels – Junior
18. Barrels – Senior
19. Barrels - Open



4H English Horse Show
With Open English Show immediately following

Show Time: English show – Sunday, July 20 @ 12 noon-Show Ring 2 & 3

4H English Show

Grooming and Showmanship Division

Open English Show

Leadline - 5 – 8 years old

1. Open Grooming and Showmanship-Senior
2. Open Grooming and Showmanship-Junior
3. Maiden Grooming and Showmanship-Senior (no 1st place in any Showmanship Class)
4. Maiden Grooming and Showmanship-Junior (no 1st place in any Showmanship Class)

Conformation Division

5. Conformation – Mares
6. Conformation – Geldings

Beginner Rider Division

7. Beginner Rider Walk
8. Beginner Rider Walk/Jog
9. Beginner Rider O/F ground poles simple pattern

English Pleasure Division

10. English Pleasure U/S W/T-Senior
11. English Pleasure U/S W/T/C-Senior
12. English Pleasure O/F 2'-Senior
13. English Pleasure U/S W/T-Junior
14. English Pleasure U/S W/T/C-Junior
15. English Pleasure U/S O/F 18"-Junior

English Hunter Division

16. English Hunter U/S W/T-Senior
17. English Hunter U/S W/T/C-Senior
18. English Hunter O/F 2'-Senior
19. English Hunter U/S W/T-Junior
20. English Hunter U/S W/T/C-Junior
21. English Hunter O/F 18"-Junior


Beginner - 5 – 18 in first or second year riding

Junior - 5 – 13 years old fence height 18"

Senior – 14 – 18 years old fence height 2'

Open – Adult – 19+ fence height 2'3"

1. Grooming and showmanship – Jr
2. Grooming and showmanship – Sr
3. Grooming and showmanship – open
6. Conformation mares
7. Conformation geldings
6. Leadline walk
7. Leadline poles
8. Beginner walk/trot
9. Beginner o/f 18" cross rails
10. Pleasure U/S-Junior
11. Pleasure O/F-Junior
12. Pleasure U/S-Senior
13. Pleasure O/F-Senior
14. Pleasure U/S-Open
15. Pleasure O/F-Open
16. Hunter U/S-Junior
17. Hunter O/F-Junior
18. Hunter U/S-Senior
19. Hunter O/F-Senior
20. Hunter U/S-Open
21. Hunter O/F-Open
22. Jumpers U/S-Junior
23. Jumpers O/F-Junior
24. Jumpers U/S-Open
25. Jumpers O/F-Open



DEPARTMENT O—SECTION I - DOGS

Show Time: Tuesday, July 22 – 4:00 pm

Co-Superintendent: Debbie Flock – debfflock@aol.com

Co-Superintendent – Kelly Fodel – kgfodel@gmail.com

Rules and Regulations for Dogs:

1. All exhibitors must be enrolled in the 4-H Dog Project.

2. All dogs must be registered as exhibitor's project animal with the County Extension Office by May 1 of the current year. All dogs must be the property of the exhibitor or have a complete lease agreement on file with the County Extension Office by May 1 of the current year.
3. Exhibitors are limited to showing no more than two (2) dogs. Both may not be entered in the same obedience class.
4. Each exhibitor must present a certificate stating they and their dog together completed either obedience or handling class during the current year. Exhibitors showing more than one dog must present a certificate for the current year on one dog and must submit a certificate that was earned within the previous three (3) years on the other dog.

****Copies of obedience certificates should accompany Farm Fair Entry Forms or be turned into the County Extension Office as soon as the exhibitor receives them.**

5. **Current rabies certificates MUST accompany Farm Fair Entry Forms.** (Exhibitors must bring rabies and training certificates with them to the show.)
6. Siblings may share a dog provided that they are in different age classes and they may show at the same level of obedience.
7. Each dog must be shown in the appropriate obedience class that it is prepared for. Dogs having earned one (1) leg toward their AKC "Companion Dog" Title may not show in Pre-Novice or Novice classes. Dogs having earned one (1) leg toward their AKC "Companion Dog Excellent" Title or previous winners of Graduate Novice A at the Maryland State Fair must show in Graduate Novice B.
8. Exhibitors are to be at the Show Ring by 3:00 pm.
9. An exhibitors meeting will be held at 3:30 pm, ALL dog show exhibitors MUST attend the meeting. Check-in will be immediately after the meeting.
10. **Sub-Novice Obedience:** Dogs that have earned one leg towards AKC CD title or other professional equivalent are not eligible for 4-H Sub-Novice Obedience classes. All work will be done on a 6' leash. Exercises include: 1. Heel (on leash), 2. Figure Eight (on leash), 3. Stand for Exam (on leash), 4. Recall (on leash), 5. Long Sit (on leash), and 6. Long Down (on leash).
11. **First Year Beginner Novice Obedience:** Exhibitors who are in their first year of showing any dog in 4H obedient classes in any previous year. Dogs that have earned one leg toward AKC CD title or other professional equivalent are not eligible for 4-H Beginner Novice Obedience classes. All work will be done on 6' leash. Exercises include: 1. Heel (on leash), 2. Figure Eight (on leash), 3. Sit for Exam (on leash dropped), 4. Sit/Stay (on leash dropped) and 5. Recall (on leash).

12. **Beginner Novice Obedience:** Dogs that have earned one leg toward AKC CD title or other professional equivalent are not eligible for 4-H Beginner Novice Obedience classes. Exercises include: 1. Heel (on leash), 2. Figure 8 (on leash), 3. Sit for Exam (on leash – dropped), 4. Sit Stay (on leash – dropped), and 5. Recall (off leash).
13. **Novice Obedience:** Dogs that have earned an AKC CD title or other professional equivalent title are eligible for 4-H Novice Obedience classes. Exercises include: 1. Heel (on leash) and Figure Eight, 2. Stand for Examination (off leash), 3. Heel Free (off leash), 4. Recall (off leash), 5. Long Sit (off leash), and 6. Long Down (off leash).
14. **Graduate Novice Obedience:** Dogs which have not obtained one leg toward CDX title from the AKC or an equivalent title from another registry but have obtained a CD title from the AKC or an equivalent title from another registry are eligible to compete in this class. Exercises include: 1. Heel (on leash) and Figure Eight, 2. Drop on Recall (off leash), 3. Dumbbell Recall (off leash), 4. Recall over High Jump (off leash), 5. Recall over Broad Jump (off leash), and 6. Long Down (off leash).
15. Any competitor who wins his/her obedience class, with competition present, must move up to the next level the following year. A dog that has won an obedience class with an AKC qualifying score in a state fair dog show may not compete in the same class again.
16. Female dogs in heat are not allowed to compete.
17. The judge at his/her discretion may excuse from the ring any dog or handler who falls into the categories: **A**-Any handler who willfully interferes with another participant or their dog. **B**-Any dog which cannot be controlled by its handler. **C**-Any obviously ill or lame dog. **D**-Any dog showing aggression toward other dogs or people. **E**-Any handler who abuses his/her dog on or out of the ring. **F**-Poor sportsmanship.
18. “Novice” Fitting and Showing handlers who have achieved one of the following in the past must show in “Open” Fitting and Showing:
1st Place: Three (3) or more exhibitors in the Class
2nd Place: Five (5) to nine (9) exhibitors in the Class
3rd Place: Ten (10) or more exhibitors in the Class
19. Past winners of “Open Senior Fitting and Showing” at the Maryland State Fair Dog Show are only eligible to enter Class 45 “Grand Champion Fitting and Showing”.
20. Class 45 “Grand Champion Fitting and Showing” is limited to winners of 36 – 44 at this year’s show and previous years’ winners of “Open Senior” at the Maryland State Fair Dog Show.
21. First year Pre-Novice is for exhibitors who are in the first year of training with their dog.
22. First year exhibitor classes are for first year project members and first year dogs ONLY.
23. “Open” Fitting and Showing handlers who change age divisions must remain “Open” Handlers.
24. All grooming must be done by the exhibitor except specialized breed grooming such as stripping and clipping. Young 4-Hers may have assistance with grooming procedures such as clipping toe nails so as to prevent injury to the dog.
25. **Novice Rally:** Dogs which have earned their RN (Rally Novice) title from AKC or an equivalent title from another registry may not compete in this class. All work will be done on lead.
26. **Intermediate Rally:** Dogs which have earned their RI (Rally Intermediate) title from AKC or an equivalent title from another registry may not compete in this class. All work will be done on lead.

27. **Advanced Rally:** Dogs which have earned their RA (Rally Advanced) title from AKC or an equivalent title from another registry may not compete in this class. All work will be done off leash.
28. **Excellent A Rally:** Dogs which have won this class, with a qualifying score in prior years, or have earned their RE (Rally Excellent) title from AKC or an equivalent title from another registry may not compete in this class. All work, with the exception of Honor Exercises, will be done off leash.
29. **Excellent B Rally:** For Dogs that have won Excellent A class in prior years with a qualifying score or have AKC RE (Rally Excellent) title. All work, with the exception of the Honor Exercise, is done off leash.
30. **Attire: Appropriate shirts/pants/shorts/skirts or dress. No cleavage or middle showing – no spaghetti straps, no advertisements or writing on shirts.**
31. **Do NOT take dogs to the food area. This has been requested by the Health Department.**
32. Eligibility for exhibiting at the State Fair Dog Show is based on the results of this show. Superintendents will notify all qualified exhibitors.
33. Unless stated above, American Kennel Club (AKC) Rules governing dog shows will apply. If there are any unusual circumstances or requests, the Superintendent's decision is final.
34. Bring your own chairs and proper equipment to care for your dog.
35. **See General Rules and Rules for Outdoor Exhibitors.**

OBEDIENCE Classes:

1. Sub-Novice – Junior
2. Sub-Novice – Intermediate
3. Sub-Novice – Senior
4. First Year Beginner Novice – Junior
5. First Year Beginner Novice – Intermediate
6. First Year Beginner Novice – Senior
7. Beginner Novice – Junior
8. Beginner Novice – Intermediate
9. Beginner Novice – Senior
10. Novice – Junior
11. Novice – Intermediate
12. Novice – Senior
13. Graduate Novice – Junior
14. Graduate Novice – Intermediate
15. Graduate Novice – Senior
16. Open – Junior
17. Open – Intermediate
18. Open – Senior
19. Champion and Reserve Champion - Obedience

RALLY Classes:

20. Novice Rally – Junior
21. Novice Rally – Intermediate
22. Novice Rally – Senior
23. Intermediate Rally – Junior
24. Intermediate Rally – Intermediate
25. Intermediate Rally – Senior
26. Advanced Rally – Junior
27. Advanced Rally – Intermediate
28. Advanced Rally – Senior
29. Excellent A Rally – Junior
30. Excellent A Rally – Intermediate
31. Excellent A Rally – Senior
32. Excellent B Rally – Junior
33. Excellent B Rally – Intermediate

34. Excellent B Rally - Senior
35. Champion and Reserve Champion - Rally

FITTING & SHOWING Classes:

36. First Year Novice – Junior
37. First Year Novice - Intermediate
38. First Year Novice - Senior
39. Novice - Junior
40. Novice - Intermediate
41. Novice - Senior
42. Open - Junior
43. Open - Intermediate
44. Open - Senior
45. Champion and Reserve Champion – Fitting & Showing

DEPARTMENT O – SECTION G– DOG AGILITY
Show Time: Thursday, July 24 – 6:00 pm
Superintendent: Jill Blackburn – jillblckbrn@gmail.com



General Rules:

1. All rules listed for “Dog Show” will apply unless otherwise stated. See Section I, page 25.
2. Dog and handler must complete an agility training class.
3. Any dog or handler, which, in the Superintendent’s opinion, is behaving or working the course in an unsafe manner will be excused.
4. No choke collars permitted.
5. Class winners will not go on to compete at the Maryland State Fair.
6. Superintendent’s decisions are final.
7. Five-dollar premium per animal.
8. **Read General Rules and Rules for Outdoor Exhibitors. See pages 7 - 12.**

DOG AGILITY - OBEDIENCE Classes: Classes will be divided by age division if there are enough participants. Jump heights for ALL classes are as follows: Small dogs or small/medium sized dogs will jump at the lowest setting of the jumps; medium and large sized dogs will jump at the middle settings, approximately 10-16 inches.

1. Beginner’s Agility Level – An entry-level class for dogs/handler. The course will be a simple horseshoe shape and will be timed. It will have no less than 6 obstacles and no more than 9. The Superintendent will pick from the following: jumps, tires, tire jump, A-frame, collapsible chute, tunnel, table, and dog walk. All work is done on leash; however, a tight lead will be penalized by the judge.
2. Intermediate One Agility Level – All work is done with a grab tag. Excessive use of grab tag will be penalized. The course will have simple turns, will use 12-14 obstacles and will be timed. Obstacles used will include the ones listed under Beginner Agility Level and also include the regular dog walk, broad jump, double or triple jumps, and a short set of weave poles set at an angle. The Superintendent will choose from this list of obstacles.
3. Intermediate Two Agility Level – All work is done with a grab tag. Excessive use of grab tag will be penalized. The course will have simple turns, will use 12-14 obstacles and will be timed. Obstacles used will include the ones listed under Beginner and Intermediate One Agility Levels. The Superintendent will choose from this list of obstacles.
4. Advanced Agility Level – Dogs must work off lead. The course will be timed. All the above obstacles can be used as well as the seesaw. Dogs will not wear grab tags and handler may not touch the dog. The course will not have more than 16 obstacles. (Please note that the above classes do not require the skills necessary to compete at sanctioned agility trials.)
5. Trialed Dogs Class – This class is for dog/handler teams that have competed at a sanctioned agility trial. Dogs may not wear a collar of any type and the handler may not touch the dog. The 6-12 weave poles will be straight (vertical). All obstacles can be used.

DEPARTMENT O – SECTION K - RABBITS

Show Time: Thursday, July 24 – 4:00 pm

Superintendent: Richard Goles – preferredlawnsinc@gmail.com



Rules and Regulations for Rabbits:

- 1. Exhibitors must be enrolled in the Rabbit Project.**
2. Mandatory check in on INSERT DATE/TIME unless prior arrangements with Superintendents.
3. Members 8 years as of January 1 current year and up are limited to five (5) rabbits and one (1) meat pen.
4. Rabbits must be entered in breed class to enter fur class.
5. Exhibitors are responsible for feed, water, and cleaning of cages. Cages must be checked by Superintendents before rabbits can be taken home.
6. Only recognized breeds will be accepted in Classes 1-3.
7. All rabbits which have been entered in the show will be allowed on the Fairgrounds.
8. Each exhibitor will show their own rabbit. Only first place winners need to stay for the entire show.
9. Consulting with the judge is prohibited.
10. The judge's decision is final.
11. Rabbits must be at least 3 months of age to be shown.
12. Rabbits must be bona fide property of owner by June 1 of current year.
13. The Champion Meat Pen will be sold at the 4-H Livestock Sale.
14. Entries must be made online and the Rabbit Exhibition Form (See form on page 92) must be completed and given to the superintendent at check in.
- 15. No for sale signs, photos, or business cards will be allowed on exhibitor cages.**
- 16. Exhibitors must comply with General Rules and Outdoor Rules.**
- 17. Exhibitor may put up small poster thanking the buyer of their rabbit from the previous year.**
- 18. Rabbits are to stay on the grounds from start to finish of fair.**

RABBIT Classes:

1. Meat Pen – Three (3) rabbits all the same breed and variety.
*Age limit 8-10 weeks. *Weight limits: minimum 3 lbs. to maximum 5 ½ lbs. *All breeds compete together.

Showroom classes for 4

2. Sr Bucks & Does 6 months of age and older
3. Jr Bucks & Does 6 months of age

Showroom classes for 6

4. Sr Bucks & Does 8 months and older
5. Intermediate Bucks & Does 6-8 months of age
6. Jr Bucks & Does under 6 months of age



DEPARTMENT O – SECTION L - CATS
Show Time: Monday, July 21– 6:00 pm
Superintendent: Lisa Andrews – lisamandrews@comcast.net

The Cat Show has been combined as part of the small Pets Show and will be held at the same time.

Rules and Regulations for Cats:

- 1. Exhibitors must be enrolled in the Cat Project.**
2. All Cats must be vaccinated for rabies and exhibitor must present a current, valid certificate with Farm Fair entry and the certificate must be present at the Fair with the animal. All cats must be confined in a humane, rigid container. Cats should be a minimum 12 weeks in age to enter.
3. Exhibitor or a designated representative must be present at time of judging or cat will not be judged.
4. Exhibits will be judged on condition of pet and exhibitor's knowledge of their pet.
5. Exhibitor should be prepared to answer questions on cat care.
8. **See General Rules and Rules for Outdoor Exhibitors.**

Cat Classes can be found in the Small Pets Section

DEPARTMENT O – SECTION L – SMALL CAGED PETS

Show Time: Monday, July 21– 6:00 pm

Superintendent: Lisa Andrews – lisamandrews@comcast.net



Rules and Regulations for Small Caged Pets:

1. Exhibitors must be enrolled in the Small Pets Project to participate in the show.
2. All entries must be in place 10 minutes before show – no exceptions – for registration and project check.
3. No one but the exhibitor will be allowed at judging table during judging.
4. Aquatic Class requires printed pictures of aquarium set up and fish.
5. Permanent cages do not need to be brought to the show and appropriate carrying cage or habitat should be used.
6. Champion ribbons will be given for the best among the First-Place ribbons in each Class.

Note: Because of Maryland laws, we cannot accept pets normally found in the wild in the State of Maryland such as skunks, raccoons, etc. All small pets must be in their normal cage with food and water except reptiles and amphibians, which need not have food included. Pets will be judged on appropriateness of permanent habitat to animal, availability of food and water and condition of animal. Temperament of pet will be taken into consideration.

Divisions and Classes for Small Pets:

1. Rodent Pets

- Class A: Gerbils
- Class B: Hamsters
- Class C: Rats
- Class D: Mice
- Class E: Miscellaneous (ex.: Chinchillas, Hedgehogs, etc.)

2. Reptiles and Amphibians

- Class A: Snakes
- Class B: Lizards
- Class C: Any other

3. Birds

- Class A: Parakeet
- Class B: Cockatiel
- Class C: Love Birds

Class D: Parrots

Class E: Any other

4. Ferrets

- Class A: Sable
- Class B: Other colors

5. Cats

- Class A: Short-haired Cat – Over 12 months of age
- Class B: Short-haired Kitten – 12 months and under, minimum age 12 weeks
- Class C: Long-haired Cat – Over 12 months of age
- Class D: Long-haired Kitten – 12 months and under, minimum age 12 weeks
- Class E: Best Decorated Cage

6. Other

- Class A: Fish
- Class B: Insects
- Class C: Other



DEPARTMENT O – SECTION M–CAVIES
Show Time: Monday, July 21 – 6:00 pm
Superintendent: Lisa Andrews – lisamandrews@comcast.net

Rules and Regulations for Cavies:

1. **Exhibitors must be enrolled in the Small Pets Project.**
2. Cavies must be bona fide property of owner by June 1 of current year.
3. Cavies must weigh over 12 oz. and be over four (4) months old to show.
4. Cavies under six (6) months at time of Fair are Junior age and over six (6) months old at time of Fair are Senior age.
6. Exhibitors are responsible to have clean carriers with food and water. (Carriers are not judged.)
7. Only cavies showing will be allowed on the Fairgrounds.
8. Only owners may show their animals.
9. Any animal that is pregnant, sick, or showing signs of disease will not be allowed to show. Decisions of the Superintendents are final.
10. A Champion and Reserve Champion ribbon for both purebreds and mixed breed pets will be awarded.
11. **See General Rules and Rules for Outdoor Exhibitors.**
12. **Pure Breed Rules:**
 - a. ARBA judging guidelines will be followed.
 - b. Cavies will be divided into classes by breed and variety.

CAVIES Classes:

1. Pure Breed Cavies
 - A. Abyssinian
 - B. Abyssinian Satin
 - C. American
 - D. American Satin
 - E. Cornet
 - F. Peruvian
 - G. Peruvian Satin
 - H. Silkie
 - I. Silkie Satin
 - J. Texel
 - K. White Crested
 - L. Teddy
2. Pet Cavies – Cavies will be judged on overall health and conformation.



DEPARTMENT O – SECTION N– POULTRY

Poultry Show

Show Time: Wednesday, July 23– 4:00 pm

Co Superintendents: Lisa Andrews – lisamandrews@comcast.net

Michele Widman – jmwidman8@aol.com



Rules and Regulations for Poultry:

1. Exhibitors must be enrolled in a Poultry Project (Exhibition, Breeding or Market).
2. Premises Registration: All poultry exhibitors originating from Maryland must have valid proof of a registered Maryland Poultry Premises ID Number.
3. Avian Influenza (AI) Testing Requirements of poultry including wild birds except pigeons and doves shown at public exhibitions in this state shall meet the following AI testing requirements:
Have a negative Avian influenza test conducted on at least 15 birds from their flock (or complete flock if fewer than 15) within 30 days prior to event and remain segregated from all birds of unknown or positive Avian influenza test status.
4. Salmonella Pullorum-Typhoid Testing Requirements: All poultry except waterfowl, wild birds, pigeons and doves shown at public exhibitions in this state shall meet one or more of the following requirements:
 - a. Originate directly from an NPIP U.S. Pullorum-Typhoid Clean flock as defined in Title 9 of the Code of Federal Regulations (and there was no break in the chain of ownership by NPIP participants),
OR
 - b. Have a negative official test for Salmonella Pullorum-Typhoid within 90 days before fair, exhibitions, exposition, or show facility and remain segregated from all poultry of unknown or positive Salmonella Pullorum-Typhoid test status.
5. All Poultry and Waterfowl must have an ID tag attached. Leg bands will be provided during Poultry testing by the Poultry Testing Agent.
6. ALL POULTRY EXHIBITORS SHALL COMPLETE A POULTRY EXHIBITOR'S SELF-CERTIFICATION OF ANIMAL HEALTH prior to entering the fairgrounds. Print form at: <https://mda.maryland.gov/AnimalHealth/Forms2/poultry-exhibitor-self-certification.pdf>.
7. Ribbons will be awarded for poultry and eggs only. Champion and Reserve Champion ribbons will be given for Best Production Hens, Bantams, Large Fowl, and Waterfowl.
8. Poultry is released at the conclusion of the fair.
9. All cages must be kept clean by the Exhibitor and aisles must be kept free of shavings. Birds will only be fed and watered by the Exhibitors. Exhibitors to provide their own bedding and feed. Premiums will be forfeited if cages are not clean or birds are not attended to by exhibitor.
10. Purebred birds only may be entered – no crossbred or barnyard fowl.
11. Champion Market Poultry may be sold at Livestock Auction.
11. **See General Rules and Rules for Outdoor Exhibitors.**

POULTRY Classes

There will be no Junior and Senior Divisions/Classes. Exhibitors must be enrolled in a Poultry Project.

Cages will be provided. Market Poultry and Egg Production fowl will be judged according to the criteria in the National 4-H Poultry & Egg Judging Manual.

EXHIBITION CLASSES

Purebred Large Fowl and Bantams to be judged according to the APA and ABA "Standards of Perfection".

1. Exhibition Bantams
2. Exhibition Large Fowl
3. Exhibition Waterfowl
4. Exhibition Turkeys
5. Other Exhibition Varieties

EGG Classes: All exhibitors of eggs may be enrolled in any poultry project. Eggs should be entered an hour prior to the beginning of the Poultry Show. Premium of \$2.00 will be paid.

6. One dozen Brown Eggs
7. One dozen White Eggs
8. One dozen Colored-Non-Brown Eggs

PRODUCTION Classes: Exhibitors may enter up to five entries in the Production Classes. Enter poultry in proper age class through the online entry system.

9. Production Hens
10. Production Pullets
11. Production Cocks
12. Production Cockerels

Market Classes:

13. Broilers – One pair
14. Roaster – One
15. Capon – One
16. Turkey – One

17. Educational Exhibit, related to Poultry and/or egg production


DEPARTMENT O – SECTION N1– POULTRY

Poultry Skillathon & Showmanship

Thursday, July 24– 12:00 pm

Superintendent: Michele Widman – jmwidman8@aol.com

Assistant Superintendent: Sarah Hindle – shindle134@gmail.com



The primary objective of the 4-H Skillathon Contests is to provide an opportunity for youth enrolled in 4-H To demonstrate the breadth of their knowledge and understanding of animal science and management in a competitive setting. Judging is a tool used to develop 4-H club members. Participation in judging and other competitive events helps 4-Hers learn to make and defend decisions and to speak in public.

Age Categories:

- Clover (5 - 7)
- Junior (8 – 10)
- Intermediate (11 – 13)
- Senior (14 – 16)

Contest Phases:

1. Written test: Will include questions about the Poultry industry, backyard flock management, feeds and biosecurity measures.
 - a. Juniors – Ten (10) questions
 - b. Intermediates and Seniors – Twenty-five (25) questions
2. Egg Judging: Eggs judged based on exterior quality and broken out eggs.
3. Stations phase of the contest will consist of a series of stations or tables where contestants will respond to the requirements of the station.
 - a. Breed Identification
 - b. Equipment identification
 - c. Parts/Meats Identification
 - d. Feed Identification
 - e. Retail products

4. Seniors will have a Showmanship demonstration which is worth 10 points.
They will be evaluated on handling of their bird, explaining the birds breed, attributes and any qualities which could be improved upon with their specific bird along with common breed characteristics. The contestant should familiarize themselves with Pigment Loss/Bleaching, Abdominal Capacity, Abdominal Fat Condition, Molt, and the proper handling when removing birds from the cage(s).
5. Clovers will review parts of the chicken, the parts of the egg and work on a craft. They will receive a Clover Participation Ribbon.

Rules and Regulations:

1. Each participant placing 1 – 10 will receive a \$5 premium.
 2. Contestants should bring their own clipboard and pencils.
 3. All electronic devices (cell phones, tablets, calculators, smart watches, etc.) are prohibited. Contestants are advised to leave these devices either in their car or with their parents/coaches prior to the start of the contest. If a contestant is discovered to be in possession of an electronic device during the contest, the contestant will be disqualified.
 4. Contestants are not permitted to talk with others during and between the contest stations and testing components. One (1) warning will be issued. Failure to comply may result in disqualification.
 5. All scoring will be based on the Maryland State Contests.
 6. Questions and information will be sourced from the study material provided by UMD Extension for the Maryland State Fair Poultry and Egg Judging event. Study material should be gathered for participants from the National 4-H Poultry Judging Contest Manual revised as of December 2020.
- 6. POULTRY SHOWMANSHIP**
- a. Senior Fitting & Showmanship
 - b. Intermediate Fitting & Showmanship
 - c. Junior Fitting & Showmanship
 - d. Clover Fitting & Showmanship – this group will use a stuffed animal chicken

DEPARTMENT O – SECTION O – ARCHERY
Shoot Time: Monday, July 21 – 12:00 pm
Co-Superintendents: Loretta Newton – simplelife01279@gmail.com &
Jacob Heston-410-459-8153




Rules and Regulations for Archery:

1. All participants must be enrolled in 4-H and the Archery Project by May 1 current year.
2. Farm Fair online entries must be completed by deadline.
3. Mandatory: All participants must go through a minimum of 10 hours of instruction which includes safety training prior to the Farm Fair. Instruction must be through a Certified 4-H Instructor. Your instructor must sign off on your instruction log by July 21, 2025.
4. 4-H Clovers, age 5 to 7 years old, may not participate in any Shooting Sports.
5. **See General Rules and Rules for Outdoor Exhibitors.**
6. All participants must have safety equipment: Everyone–Arm Guards. Recurve-Finger Guards, Glove or Tabs. Compounds-Releases, Finger Guards or Gloves.
7. Recommended for compound bow users to bring arrow lube.
8. Proper footwear is required. Closed toe shoes only. Shoes with holes as part of the design are unacceptable, ex. Crocs, Flip-flops.
9. All attire should reflect proper safety considerations. Nothing loose and hanging will be worn, this includes clothing, jewelry, earrings, chains, etc. Long hair must be tied back.
10. Dress code: The 4-H supplied t-shirt is allowed. No zipper tops allowed. Pants or shorts of appropriate length will be allowed.
11. “Sky Drawing” is prohibited. Archers may not draw at an angle significantly above the line of flight to the target. If sky drawing occurs, the archer will be given one warning. Second time, the archer will be excused for the balance of the match.
12. Bow and Arrow must be facing the target at all times. Archer will be given one warning. Second time, they will be disqualified.
13. Participants may only enter either Compound or Recurve Divisions, not both.
14. Archers do not have to compete in all events. Points will be tallied from each event participated. All around ribbons will only be awarded if archer has participated in all classes.
15. All archery exhibitors will use Compound or Recurve bows for the contest. Exhibitor will enter into age for premium and ribbons. All events must be participated for premiums to be awarded. Event includes: Fita (Junior: will shoot at 7, 10, 12, & 15 meters; Intermediate: will shoot at 10, 15, 20, & 25 meters; Senior: will shoot 20, 30, 40, & 50 meters), 3D, and Skill Shoot.
16. Only Fair Archery Superintendents/4-H Certified Instructors will be allowed in shooting area. UME trained volunteers specifically requested by the Superintendents to assist during the competition will also be allowed in the shooting area.
17. Premiums: 1st - \$14.00, 2nd - \$13.00, 3rd - \$12.00, 4th - \$11.00

ARCHERY Classes:

- | | |
|-----------------------------------|------------------------------------|
| 1. Junior-Fita, 3D, Special | 3. Senior-Fita, 3D, Special |
| 2. Intermediate-Fita, 3D, Special | 4. Phoenix Group-Fita, 3D, Special |



DEPARTMENT O – SECTION P–BICYCLE CONTEST

Show Time: Saturday, July 19 – 2:00 pm

Co-Superintendents: Adam Wilson – comicman_5@yahoo.com

Jen Wilson – tcfjen@yahoo.com

Rules and Regulations for Bicycle Contest:

- 1. There will be absolutely no riding of bicycles outside of the event area. All bicycles will go home after the event. No exceptions.**
2. Participants must be enrolled in 4-H Bicycle Project for the current year.
3. All participants must wear an approved “safety helmet” that is properly fitting. Participants must bring their own bicycles and bicycles must fit the rider properly.
4. The event will include: (a) Written Exam; (b) Practical Exam (Parts ID); (c) Skill Riding Event; and (d) Bicycle Safety Inspection.
5. Ribbons will be awarded.
6. **See General Rules and Rules for Outdoor Exhibitors.**

BICYCLE CONTEST Classes:

- | | |
|---|--|
| 1. Clover Bicycle Event – Ages 5-7 (participation only) | 5. Award Class (Fair Use Only) – Bicycle Junior Champion |
| 2. Junior Bicycle Event – Ages 8-10 | 6. Award Class (Fair Use Only) – Bicycle Intermediate Champion |
| 3. Intermediate Bicycle Event – Ages 11-13 | 7. Award Class (Fair Use Only) – Bicycle Senior Champion |
| 4. Senior Bicycle Event – Age 14-18 | |



DEPARTMENT O – SECTION Q – LAWN TRACTOR EVENT

Show Time: Saturday, July 19 – 4:30 pm

Co-Superintendents: Adam Wilson – comicman_5@yahoo.com

Jen Wilson – tcfjen@yahoo.com

Rules and Regulations for Lawn Tractors:

1. This event is designed to give 4-H members, ages 11 – 18, participating in the 4-H Small Engines/Entrepreneurship/Workforce Preparation/Learn-to-Earn Programs during the current year, an opportunity to demonstrate their knowledge and skills in the area of lawn care, business management and lawn and garden tractor (less than 20 HP) operation, maintenance and safety, while competing with other 4-H Members. Safety is stressed throughout this event.
2. The Lawn Tractor driving portion gives participants an opportunity to demonstrate their skill in operation of small tractors. Safety in work habits and equipment operation is stressed throughout the event. The participants will operate a lawn and garden tractor (less than 20 HP) through the prescribed course. Penalty points will be assessed for errors in safety and poor operation. Participants will be given limited time (up to 4 minutes) to study and familiarize themselves with the machine. During this time, the tractor may be operated in the immediate area of the event but not on the course. Participants must be physically large enough to operate the tractor without bypassing the safety interlock systems or receiving help from others.
3. This event will include: (a) Written Exam (20 minutes); (b) Learn-to-Earn/Parts/Materials Identification (15 minutes, 15 items scored, 6 points per item identified); (c) Lawn Tractor Driving (8 minutes).
4. Ribbons and a \$5.00 participation premium will be awarded.

LAWN TRACTOR Classes:

1. Intermediate Learn-to-Earn and Safety Event (ages 11 -13)
2. Senior Learn-to-Earn and Safety Event (ages 14-18)

DEPARTMENT I-INDOOR EXHIBITOR RULES

1. **Read General Rules, page 7. Exhibitor packet contains new information for 2025.** Juniors and Intermediates will be required to participate in the usual interview judging process. Seniors will have this option. If exhibitor does not participate in judging interview, they will not be eligible for Champion.
2. **Indoor entries, except Clovers must be entered on-line See page 8 for on-line instructions.**
3. Entry Tag must be securely attached to the exhibit prior to entry.
4. Entries are to be entered at the 4-H/FFA Building, Saturday, July 19 between 9:00 am and 12:00 pm.
5. When arriving at the Fairgrounds, you must check-in at the registration table at the gazebo by 12:00 noon before going to each exhibit department for judging.
6. All 4-H or FFA members may enter no more than one (1) exhibit in any class. Each 4-H or FFA club is entitled to have a Booth, Banner and Trash Can entry.
7. Deadlines/due dates are the same as all other entries. Please see departments on pages 88 - 94 for details of each of these classes. Champion Booths and Banners can be entered in state competition at the Maryland State Fair.
8. **If an entry does not meet the specifications of the class in which it is entered, it will be disqualified.**
9. **All indoor exhibits must be removed between 8:00 and 11:00 am, Sunday, July 27.** All exhibits removed prior to that time or left after that time will forfeit the premium and prize. The Fair will not be responsible for exhibits not removed by 11:00 am.
10. All exhibits will be judged on their own merit. Each exhibit will be rated as: Excellent (Gold); Very Good (Silver); or Good (Bronze). Premiums and ribbons will be given to the 1st through 4th placing in each class.
11. A Junior, Intermediate, and Senior Champion, Reserve Champion, and Grand Champion may be selected.
12. No 4-Her will be allowed in the building during judging.
13. All individual indoor exhibits will be paid the following premiums (except Clovers): 1st - \$4.00 2nd - \$3.00 3rd - \$2.00 4th - \$1.00
14. Some exhibits shown at the county level may not be eligible for the Maryland State Fair. See State Fair catalog for all exhibit requirements for that Fair. Each fair has different rules that all exhibitors are required to follow.
15. **No trade-marked exhibits in the following departments: crafts, fine arts, decorated cakes, booths, and banners.**



DEPARTMENT I –SECTION A-CLOVERS
Superintendent: Heather Tognocchi – htognocchi@gmail.com



Rules and Regulations for Clovers:

1. Clover 4-H members are 5, 6, and 7 years olds as of January 1 of the current year.
2. Clover 4-Hers will not enter online. Clover exhibits from classes 1-16 will be entered by filling out the paper Clover Entry Form. This paper form is located on the Extension office website. The link to the Clover paper form is <https://extension.umd.edu/locations/harford-county/local-4-h-youth-education/>.
3. Each Clover 4-Her will receive a ribbon and a \$5.00 premium
4. Each Clover 4-Her will be able to enter five (5) exhibits from classes 1 through 12. Only one entry per class. In addition, they may enter the fashion revue and bicycle contest.
5. Exhibits to the Fashion Revue require an additional form to be completed. See forms section in this catalogue.
6. Entry tags must be attached.

Clover Classes:

01. Foods – Quick Breads (biscuit, muffins, etc., 4) or quick bread, ½ loaf)
02. Foods – Cookies (4)
03. Foods – Cake (1/2 cake) (except decorated cake)
04. Clothing – 1 exhibit.
05. Woodworking – 1 exhibit
06. Plants and Flowers – 1 exhibit
07. Garden Vegetables – any 1 exhibit
08. Science – Health, Safety, Hobby Exhibit – 1 exhibit
09. Science – Natural Science – 1 exhibit
10. Crafts – 1 exhibit
11. Fine Arts – 1 exhibit (pictures must be framed and ready to hang)
12. Photography – 1 exhibit (must be standard snapshot size 3x5, 4x6, or 3½ x 3½ mounted on white poster board)

13. Fashion Revue – additional paperwork required, see Fashion Revue Section for information, page 47
14. Bicycle Contest (see page 36 for information)

The **Mason Nance Clover Award** will be a monetary award sponsored by the Nance Family. This recognition will honor the individual Clover demonstrating outstanding craftsmanship and 4-H spirit. The presentation of the award will be made at a later date.



DEPARTMENT I –SECTION B-FOODS

Superintendent: Debbie Testerman - jdartesterman@msn.com

Assistant Superintendent: Kim Moore – kimmoore700@gmail.com

Superintendent for Decorated Cakes: Debbie Testerman - jdartesterman@msn.com



Section B-1: Preservation

Rules and Regulations for Foods – Preservation:

1. Canned products done any time since last year's Harford County Farm Fair may be exhibited. Fruits, tomatoes, and pickled vegetables should be processed in a boiling water bath canner. All vegetables, except tomatoes and pickles, must be processed in a pressure canner. ALL items in Food Preservation should be processed using a tested recipe, when in doubt follow the recommendation on the tested recipe. Recipe sources – Ball Blue Book, USDA Complete Guide to Home Canning, and So Easy to Preserve.
2. Standard clear glass (pint or quart jar) will be accepted, except when specified by class. No mayonnaise jars will be accepted.
3. CLEAN rims or rings are to be left on jars.
4. Label each jar clearly, indicating the following information: a. Product, b. Processing method, and c. Time for processing the jars.
5. Items will be opened at the judges' discretion.
6. Entries will consist of one (1) jar, unless otherwise specified by class.

Foods – Preservation - Fruits Classes:

1. Applesauce
2. Apple Juice
3. Blackberries
4. Cherries
5. Grape Juice
6. Peaches – halves
7. Peaches –pieces
8. Pears – halves
9. Pears – pieces
10. Any other fruit – identify

Foods – Preservation – Vegetables Classes:

11. Beans – green
12. Beans – lima
13. Beans – wax
14. Beets – sliced (no vinegar)
15. Beets – whole (no vinegar)
16. Carrots – sliced or diced
17. Carrots – whole
18. Corn – white kernel
19. Corn – yellow kernel
20. Peas
21. Tomatoes – broken in juice
22. Tomatoes – whole
23. Tomato Juice
24. Salsa (hot)
25. Salsa (mild)
26. Vegetable mixture, soup mix – ready to be heated & served
27. Pickled Beets – sliced

Foods – Preservation – Vegetables Classes (continued):

- 28. Pickled Beets – whole
- 29. Bread and Butter Pickles
- 30. Sour or Dill Pickles
- 31. Sliced Cucumber – sweet
- 32. Relish – (mixed vegetable)
- 33. Pickle, any other – identify
- 34. Any other vegetable – identify

Foods – Preservation – Dried Foods Classes:

Food must be dried enough to inhibit all bacteria, mold, and enzymes. Dried fruits and vegetables are clean, flavorful, have characteristic color and are brittle (vegetables) or leathery (fruits). Jars should be ½ pint standard clear canning jars. Label for DRIED FOODS should indicate: a. Product name, b. Drying method, and c. Length of drying time.

- 35. Dried Fruit
- 36. Dried Fruit
Leather
- 37. Dried Vegetable
- 38. Dried Vegetable Soup Mix (ready to be hydrated & served)
- 39. Dried Jerky
- 40. Dried Herbs (single variety) – Leaves or crushed, not on the stem
- 41. Dried Herb Mixture (2 or more) – Leaves or crushed, not on the stem

Foods – Preservation – Jellies Classes:

Jelly is made of fruit juice. Good jelly is clear, free from crystals or sediment, sparkling, has a tender texture and natural color and flavor of fresh fruit. When removed from the glass, it will hold its shape and when cut leaves a clean, clear, sharp cleavage. Jars should be ½ pint standard canning jelly jars. Do not use fancy/gourmet jars, no fabric covers.

- 42. Apple Jelly
- 43. Crab Apple Jelly
- 44. Grape Jelly
- 45. Strawberry Jelly
- 46. Blackberry Jelly
- 47. Any other Jelly – identify

Food Preservation – Preserves Classes:

Preserves are made of one or two fruits. The fruit, whole or large pieces, is cooked in syrup until clear and transparent, tender, firm, crisp, and well plumped. The shape of the fruit is retained and the juice is thick and syrupy. Jars should be ½ pint standard canning jelly jars.

- 48. Blackberry Preserves
- 49. Peach Preserves
- 50. Pear Preserves
- 51. Strawberry Preserves
- 52. Blueberry Preserves
- 53. Any other Preserves – identify

Foods – Preservation – Jams Classes:

Jams are usually made of one fruit crushed into a mass of an even, soft consistency thick enough to spread easily or be divided into portions. Juices are not separated from fruits and are of a jelly-like consistency. Jars should be ½ pint standard canning jelly jars.

- 54. Blackberry Jam
- 55. Raspberry Jam
- 56. Strawberry Jam
- 57. Blueberry Jam
- 58. Peach Jam
- 59. Any other Jam – identify
- 60. Freezer Jam

Foods – Preservation – Marmalade Classes:

Marmalade is a soft jelly containing small pieces of fruit and peel evenly suspended in the transparent jelly. It should be firm but spreadable. It may not hold its shape when removed from the jar. Jars should be ½ pint, standard canning jelly jars.

- 61. Any variety – identify

Foods – Preservation – Butters Classes:

Fruit butter is cooked fruit pulp and sugar cooked to a thick consistency that will easily spread. Spices may be added. Butters do not hold their shape when removed from the jar. Jars should be ½ pint standard canning jelly jars.

- 62. Apple Butter
- 63. Peach Butter
- 64. Any other Fruit Butter - identify

Foods – Preservation – Syrup Classes:

Syrup is a thick, sweet liquid made from natural ingredients like sugar, fruits, or plants. Maple syrup is crafted by boiling sap from maple trees until it reaches the perfect consistency. Syrup entries are judged on clarity, consistency, color and flavor, showcasing the skill and care of the producer. All syrup must have been produced by the exhibitor, within a 15-month period prior to entry.

- 65. Maple Syrup – light, medium or dark amber
- 66. Flavored Syrups – fruit-based, spiced or other varieties
- 67. Honey Syrup – pure honey or honey blends
- 68. Specialty Syrups – blended syrups (maple and honey blends) or unique/experimental syrups

Section B-2: Baked Goods

Rules and Regulations for Baked Goods:

1. All food entries must have a recipe available for the judge to review. Recipes should include the list of ingredients, the amounts, and procedures for preparing the product. Since refrigeration is not available, cream cheese, yogurt, whipping cream, etc. may not be used in fillings or icings. Recipes containing eggs **MUST** be cooked. **ENTRIES WITHOUT A RECIPE MAY BE DISQUALIFIED.**
2. All baked goods entries will be exhibited in plastic containers available at the Foods Judging table. Exhibits may be disposed of at the Superintendent's discretion if they are no longer visually appealing.
3. Judging will be based on Flavor, Texture, and Appearance.
4. There will be a Junior, Intermediate, and Senior division. A Champion and Reserve Champion may be selected in all three age groups and a Grand Champion may be selected in Baked Goods, and Decorated Cakes.
5. All entries must be made from scratch. **No Mixes.**

Foods - Baked Goods – Quick Breads Classes:

69. Baking Powder Biscuits – dropped (4)
70. Baking Powder Biscuits – rolled (4)
71. Muffins – Corn (4) no liners
72. Muffins – Plain (4) no liners
73. Muffins – Identify by labeling (4) no liners
74. Corn Bread (2) 2" x 3" pieces
75. Coffee Cake – Cinnamon (1/2 cake)
76. Coffee Cake – Fruit (1/2 cake) identify type
77. Gingerbread (1/2 bread)
78. Fruit or Fruit & Nut Bread – (1/2 loaf – identify type)
79. Vegetable or Vegetable & Nut Bread – (1/2 loaf – identify type)
80. Cheese Bread (1/2 loaf)
81. Beer Bread (1/2 loaf)
82. Any other Quick Bread – (1/2 loaf – identify type)

Foods – Baked Goods – Yeast Breads Classes: All breads are to be made by hand or dough hook mixer except where specified by class.

No Mixes!

83. Rolls – plain white (4)
84. Rolls – whole wheat (4)
85. Rolls – other (4)
86. Loaf – plain white (1/2 loaf)
87. Loaf – whole wheat (1/2 loaf)
88. Loaf – other identify (1/2 loaf)
89. Coffee Ring (1/2 loaf)
90. Croissants – (4 small or 2 large)
91. Sourdough (1/2 loaf)
92. Bread made by bread machine, any variety – identify (no mixes, must be made from scratch)

Foods – Baked Goods – Cookies Classes: No mixes!

- 93. Brownies, Chocolate – plain (4)
- 94. Brownies, Other – identify (4)
- 95. Chocolate Chip Cookies (4)
- 96. Oatmeal Crop Cookies (4)
- 97. Refrigerator Cookies (chilled and sliced) (4)
- 98. Shaped Cookies (use a cutter, iron, etc., not shaped by hand) (4)
- 99. Snickerdoodles (4)
- 100. Bar Cookies (4)
- 101. Fancy Cookies (filled, iced, etc.) (4)
- 102. Peanut Butter Cookies (4)
- 103. Sugar Cookies (4)
- 104. Cookies – Other – identify (4)

Foods – Baked Goods – Candies Classes:

- 105. Caramels (4)
- 106. Chocolate – Hand dipped (4)
- 107. Chocolate – Molded (4)
- 108. Fudge (4) 105. Mints (4)
- 109. Molded Candy (4) 107. Nut Brittle (4)
- 110. Candies – any other – identify (4)

Foods – Baked Goods – Pies Classes: Crust and filling **must** be homemade. **All entries must be in foil pie plate.**

- 111. Pie Shell – graham crackers – no filling – whole pie
- 112. Pie Crust – pastry – no filling – whole pie
- 113. Cherry Pie – whole pie
- 114. Apple Pie – whole pie
- 115. Other Fruit Pie – identify – whole pie
- 116. Any Other Pie – identify – whole pie

Foods – Baked Goods – Cakes Classes: No mixes!

- 117. Angel Food Cake – (½), no icing
- 118. Sponge Cake – (½), no icing
- 119. Pound Cake – (½), no icing
- 120. Spice Cake – (½), icing, 2 layers
- 121. White Cake – (½), icing, 2 layers
- 122. Yellow Cake – (½), icing, 2 layers
- 123. Chocolate Cake – (½), icing, 2 layers
- 124. Cake – any other – identify – (½), icing, 2 layers
- 125. Cup Cakes – White (4) no icing
- 126. Cup Cakes – Yellow (4) no icing
- 127. Cup Cakes – Chocolate (4) no icing
- 128. Cup Cakes – any other - (4) no icing

Foods – Baked Goods – Nutritious Baked Goods Classes: Each entry must include a recipe on a 3" x 5" card for display with the entry. The product should not be entered in any other baked goods classes.

- 129. Low Fat – fat content should be less than 30% of calories
- 130. Low Sugar
- 131. Low Sodium
- 132. Gluten Free

Foods – Gift Baskets/Boxes Classes: Items should be arranged in a decorated box or basket as you would give as a gift. Indicate on card the audience or occasion of the gift.

- 133. Fruit Spread Gift Basket or Box – 4 different kinds of jellies, jams, preserves, marmalades, or butters.
- 134. Food Preservation Gift Basket or Box – 4 different food preservation items that complement each other. (Entry should not include jellies, jams, preserves, marmalades, or butters.)
- 135. Cookie Gift Basket or Box – 4 different kinds of cookies, 6 cookies each. (Place a sample of each cookie in a plastic bag for judging.)
- 136. School Lunch Box – include food in suitable container for a school lunch along with a menu on a card (no milk).

Foods - Other Classes.

- 137. Gingerbread House – kit – a copy of kit instructions must be included. (Place a sample of gingerbread in a plastic bag for judging.)
- 138. Gingerbread House – original - a copy of instructions/plans/recipes must be included. (Place a sample of gingerbread in a plastic bag for judging.)
- 139. Creative Edible Centerpiece (vegetables, fruits, candy, baked products, etc.) –arranged and decoratively displayed for presentation and consumption, maximum size: 18” diameter x 18” height including container. Judging criteria will include: creativity, color, texture, quality of foods, and overall appearance /design

Section B-3: Decorated Cakes

Rules and Regulations for Decorated Cakes:

1. Cakes are not to exceed 9" x 13" and no higher than 12"
2. All Cakes must be placed on a non-returnable container.
3. All cake decorations and decoration attachments **MUST BE EDIBLE**. No toothpicks, skewers, or non-edible supplies are permitted as decoration "attachments". Use items such as pretzel rods or raw spaghetti noodles to attach decorations. **Structural support rods and cake plates ARE permissible for tier cakes.
4. **NO TRADE-MARKED OR COPY-RIGHTED IMAGES MAY BE USED ON DECORATED CAKES**
5. All cakes in this category will be tasted.
6. Cake mixes may be used for decorated cakes ONLY.
7. Commercial frosting is not allowed except for Fondant.
8. Judging will be based on Flavor, Texture, and Appearance.
9. The type of cake (Yellow, White, Chocolate, Pound, etc.) will be written on the reverse of the entry tag by the exhibitor before judging. This is to inform any buyer of the kind of cake purchased.
10. **The Junior, Intermediate, and Senior Champion cakes will be sold by the exhibitor at the Livestock Sale on Saturday of the Fair. (The exhibitor must be present for the sale AND also bring a box for the buyer to transport cake.)**
11. **Fondant cakes will have no less than 85% fondant used for visible decorations of the cake. Butter Cream cakes will have no less than 85% butter cream frosting used for visible decorations of the cake.**



Decorated Cakes Silent Auction: Cakes with a Gold Rating may be sold at the Silent Auction, except for the Champion Cakes that will be sold during the Livestock Sale on Saturday. A bidding form for each of those cakes will be posted from 4:00 pm Sunday to Friday at 5:00 pm. Sold cakes can be picked up after 7:00 pm on Saturday. **NOTE: 4-Hers should bring a box for those cakes being auctioned off.**

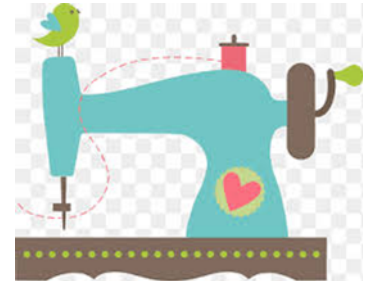
Foods – Decorated Cakes Classes:

140. Fondant – Special Occasion – Decorated for a special event such as a wedding, birthday, anniversary, shower, etc.
141. Butter Cream – Special Occasion – Decorated for a special event such as a wedding, birthday, anniversary, shower, etc.
142. Fondant – Novelty – Decorated to carry out an idea. This cake may be shaped and decorated or decorated to resemble an animal, person, thing, or idea. For example: pizza, teddy bear, bunny, etc. It is not a birthday, shower, or other special occasion cake.
143. Butter Cream – Novelty – Decorated to carry out an idea. This cake may be shaped and decorated or decorated to resemble an animal, person, thing, or idea. For example: pizza, teddy bear, bunny, etc. It is not a birthday, shower, or other special occasion cake.
144. Fondant – Harford County's 4-H Cake – Decorated to carry out the idea of Harford County 4-H.
145. Butter Cream – Harford County's 4-H Cake – Decorated to carry out the idea of Harford County 4-H.

DEPARTMENT I –SECTION C- CLOTHING

Superintendent: Sarah Dixon Milich – sarahdh2487@gmail.com

Co-Assistant Superintendents: Cheryl Dixon & Amy Dykes –
sewandsew226@msn.com



Rules and Regulations for Clothing:

1. A member may exhibit in a division above his/her age level, but may not enter in a division designated for a younger age group.
2. Attach a guide sheet to each exhibit for judges to review.
3. Please note: **All pillows are to be entered in the Home Environment Section.**

Clothing – Junior Classes: 8-10 years of age as of January 1 of current year

1. Pin Cushion and Needle Book – enter as set
2. Simple Blouse
3. Blouse or Shirt with collar and/or sleeves
4. Blouse or Shirt – knit fabric only
5. Vest
6. Skirt with elastic waistband
7. Skirt with waistband
8. Skirt without waistband
9. Pants/Shorts/or Split Skirt w/ elastic waistband
10. Pants/Short/or Split Skirt w/ waistband
11. Overalls/Jumpsuit/Playwear (shorts/pants w/top)
12. Nightwear
13. Jumper
14. Simple Dress
15. One Piece Dress with collar and/or sleeves
16. Two Piece Outfit
17. Three Piece Outfit
18. Simple Jacket
19. Costume – identify activity for which garment was created and worn (photo if available)
20. Clothing Accessory (tote bag, handbag, hat, belt, scarf)
21. Children's Clothing

22. Commercial Garment – Decorated with needlework, quilting, appliquéd, or other fabric (not painted)
23. Constructed Garment – Decorated with needlework, quilting, appliquéd, or other fabric (not painted)
24. Miscellaneous Article – not a garment or pillow
25. Sewing Kit – include at least 8 different notions a sewer needs in a “sewing basket” you decorated

Clothing – Intermediate Classes: 11-13 years of age as of January 1 of current year

26. Simple Blouse
27. Blouse or Shirt with collar and/or sleeves
28. Blouse or Shirt – knit fabric only
29. Vest
30. Skirt – made with wool
31. Skirt with elastic waistband
32. Skirt with waistband
33. Skirt without waistband
34. Pants/Shorts w/ elastic waistband
35. Pants/Shorts w/ waistband
36. Overalls or Jumpsuit
37. Beachwear (bathing suit, bathing suit cover-up)
38. Nightwear
39. Jumper
40. Simple Dress with waistline

41. Simple Dress without waistline
42. One Piece Dress with collar and/or sleeves
43. Two Piece Outfit (must be two pieces not including accessories – example: pants & shirt)
44. Three Piece Outfit (must be three pieces not including accessories – example: pants, shirt, & blazer)
45. Simple Jacket
46. Coat or Jacket – lined
47. Formal Dress
48. Children's Clothing
49. Clothing Accessory (tote bag, handbag, hat, belt, scarf, etc.)
50. Commercial Garment – Decorated with needlework, quilting, appliquéd, or other fabric (not painted)
51. Constructed Garment – Decorated with needlework, quilting, appliquéd, or other fabric (not painted)
52. Costume – identify activity for which garment was created and worn (photo if available)
53. Miscellaneous Article – not a garment or pillow
54. Sewing Kit – include at least 12 different notions a sewer needs in a “sewing basket” you decorated.
55. Creating with Fabric

Clothing – Senior Classes: 14-18 years of age as of January 1 of current year

56. Simple Blouse
57. Blouse or Shirt with collar and/or sleeves
58. Blouse or Shirt – knit fabric only
59. Vest
60. Skirt – made with wool
61. Skirt with elastic waistband
62. Skirt with waistband
63. Skirt without waistband
64. Pants/Shorts with fitted waistband & zipper

65. Pants/Shorts with elastic waistband
66. Pants/Shorts – woven fabric
67. Jumpsuit or Overalls
68. Beachwear (bathing suit, bathing suit cover-up)
69. Nightwear
70. Simple Dress
71. Two Piece Outfit (must be two pieces not including accessories – example: pants & shirt)
72. Three Piece Outfit (must be three pieces not including accessories – example: pants, shirt, & blazer)
73. Jacket with collar and/or hood
74. Jacket without collar and/or hood
75. Tailored Jacket with Pants
76. Tailored Jacket with Skirt
77. Tailored Coat
78. Evening Wear
79. Children's Clothing
80. Clothing Accessory (tote bag, handbag, hat, belt, scarf, etc.)
81. Commercial Garment – Decorated with needlework, quilting, appliquéd, or other fabric (not painted)
82. Constructed Garment – Decorated with needlework, quilting, appliquéd, or other fabric (not painted)
83. Costume – identify activity for which garment was created and worn (photo if available)
84. Miscellaneous Article – not a garment or pillow
85. Creating with Fabric

DEPARTMENT I –SECTION CK – KNITTING & CROCHETING

Co-Superintendents: Mary Beth & Jenny Nance
jandmb@gmail.com



Rules and Regulations for Knitting and Crocheting:

1. Items should be constructed using knitting needles or crochet hooks unless otherwise noted in class description.
2. In judging knitting and crocheting entries; general appearance, color and design, workmanship and age-appropriate knowledge of concepts will be considered.

Classes:

01. Crocheted clothing item
02. Crocheted clothing accessory
03. Crocheted item for the home
04. Crocheted blanket
05. Crocheted miscellaneous item, any project that does not fit into any other class.
06. Knitted clothing item
07. Knitted clothing accessory
08. Knitted item for the home
09. Knitted blanket
10. Knitted miscellaneous, any project that does not fit into any other class.
11. Knitting with Loop Yarn, any item hand knitted with loop yarn
12. Knitting on a Loom, any item hand knitted on a loom



DEPARTMENT I –SECTION D –FASHION REVUE

Show Time: Thursday, July 24 - 6:00 pm

Superintendent: Janine Ortt – jcnortt@gmail.com

Rules and Regulations for Fashion Revue:

1. 4-Hers are invited to model garments that they have constructed or to model purchased garments that he/she has personally chosen.
2. Each participant must be enrolled in a 4-H Clothing or Fashion Revue Project by May 1 of current year.
3. In order to participate, the online Farm Entry must be completed by the Farm Fair due date (June 20).
4. Participants (including Clovers) will be asked to fill out additional registration forms to register by category. Forms will be available at the County Extension Office and at this link: <http://extension.umd.edu/harford-county/4-h-youth> and also in the forms section at the end of this catalog.
5. Category registration forms including narrations will be due to the County Extension Office by June 23.
6. Preliminary judging date to be announced. To qualify for Grand Champion of any age division, each 4-Her must participate in the preliminary judging and the Farm Fair Fashion Show.
7. Clovers (5 – 7 year old children) may participate in the preliminary judging and the Fashion Show at the Farm Fair. All Clovers must enter in the Clover Section. Additional registration forms are required for all participants (refer to #4 above). Clovers can enter a constructed outfit or a ready-to-wear outfit, but may enter only one outfit.
8. Junior, Intermediate, and Senior Contestants may not enter more than two (2) of the following classes. No individual may enter more than one (1) garment in each class. Superintendents may move participants to a different class if applicable.
9. If you plan to model two (2) outfits, at least one outfit **MUST** be constructed. (Example: one Ready-to-Wear and one Constructed or two Constructed.)
10. Awards will be given following the Farm Fair Fashion Revue.
11. Each participant will receive \$5.00 premium. Ribbons will be awarded. Clovers will receive a participation ribbon only.
12. Champion, Reserve Champion, Best Model, Best Accessorized Model, and Best Groomed may be awarded for Junior, Intermediate, and Senior Division.

Fashion Revue –Classes:

a. Garment Made and Modeled by 4-H Member:

1. **Sports Wear/Lounge Wear** – include jogging, beach wear, tennis wear, riding habits, ski, skating, or other sports outfits. Lounge wear includes appropriate sleep wear.
2. **Costumes** – historic, ethnic, or created for theatrical or event.
3. **Formal Wear** – Outfit suitable for evening or semi-formal events, including men's wear, long or short dress or skirt.
4. **Business/Professional** – Outfits appropriate for job interviews or professional settings.
5. **Outer Wear** – Pull-over jackets, short and long coats, rain wear, capes, blazers, and other garments to be worn outdoors but specifically designed for a particular sport.
6. **Dresses** – Could include a sundress or other non-formal dress.
7. **Separates** – Jacket, vest, slack, skirt, blouse, shorts – an outfit appropriate for school or casual affair (2 or more pieces). Juniors may enter one garment piece in the constructed class.
8. **Recycled Design** – Member designs and sews a wearable garment from previously used materials. The completed

garment is different from its original use. The original garment is NOT yardage like a bedspread or sheet, but an actual garment (or two or more garments). Additional fabric and trim may be added to complete the new garment. The new garment must show at least 50% change in special construction. **Members must include before and after pictures.**

b. Ready-To-Wear Fashion Modeled by 4-H Member (see descriptions above)

9. **Sports Wear/Lounge Wear**
10. **Costumes**
11. **Formal Wear**
12. **Business/Professional**
13. **Outer Wear**
14. **Dresses**
15. **Separates** (2 or more pieces) Juniors, Intermediates, and Seniors must enter 2 or more pieces.
16. **Wearable Art** – Decorate a garment(s) using arts and crafts techniques, embellish to taste. Member must include before and after pictures.



DEPARTMENT I –SECTION E –HOME ENVIRONMENT

Superintendent: Jan Stewart – johnjans310@aol.com



Rules and Regulations for Home Environment:

1. Framed pictures must be properly framed or mounted, ready to hang (taped hangers are not acceptable).
2. All wall hangings should have a rod pocket, extender tab or rings for hanging.
3. Items must be clean and from a project during the current year.
4. Unless otherwise stated, entries for each category are limited to one item per class.
5. Judging Criteria: Quality of workmanship, usefulness/functional home use items, color and application, personal creativity, and cleanliness.

Home Environment – Classes:

1. Decorative Bulletin Board – may have wooden frame – READY TO HANG
2. Decorative Trash Can
3. Storage Item – fabric only, storage accessories (locker caddy, laundry bag, covered hangers, garment bag, etc.)
4. Table Coverings – tablecloth, 4 placemats, 4 napkins, or table runner
5. Desk Accessories – 2 different items (blotter, pencil holder, etc.)
6. Kitchen Accessory – fabric only (toaster cover, potholder, etc.)
7. Decorative Hand or Guest Towels – 2, needlework, appliquéd or other fabric trimmed
8. Decorative Pillowcase – needlework
9. Framed Needlework Picture – counted cross stitch, stitching portion 5' x 7" or smaller
10. Framed Needlework Picture – counted cross stitch, stitching portion larger than 5" x 7"
11. Framed Needlework Picture, candle wicking
12. Framed Needlework Picture, other types of needlework
13. Framed Needlework Picture – holiday design, any size
14. Needlework Plastic Canvas – flat-stitching portion 5" x 7" or smaller
15. Needlework Plastic Canvas – flat-stitching portion larger than 5" x 7"
16. Needlework Plastic Canvas – 3-dimensional – novelty (not a storage item)
17. Needlework Plastic Canvas – storage item
18. Framed Fabric Picture – needlework used in design
19. Framed Fabric Picture – may use paints, sequins, fabric trims (not needlework)
20. Wall Hanging – latch hook – no frame or hoop
21. Wall Hanging – fabric (not needlework or latch hook, not frame or hoop). A free flowing, flat fabric based on an original or pattern creation. It is intended to be suspended by a rod or dowel. Usually, layers of fabric are applied to develop the design. Embellishments include beads, feathers, and other items that serve to enhance the overall fabric design.
22. Wall Hanging - pieced or appliquéd and quilted, no frame
23. Quilted Articles – no clothing

24. Any article created or designed by computer or embroidery machine
25. Window Treatment – balloon shade, valance, curtain, drapery, etc.
26. Decorative Pillow – patchwork design, machine-pieced or hand-pieced, quilted
27. Decorative Pillow – patchwork design, machine-pieced or hand-pieced, not quilted
28. Decorative Pillow – preprinted fabric design, machine or hand quilted
29. Decorative Pillow – candle wicking
30. Decorative Pillow – fabric painted
31. Decorative Pillow – counted cross stitch
32. Decorative Pillow – other types of needlework
33. Decorative Pillow – needlework, holiday design
34. Decorative Pillow – latch hook
35. Decorative Pillow – plain
36. Decorative Pillow – novelty shapes, usually from a kit pattern, not latch hook
37. Pillow Sham or Pillowcase – not needlework
38. Dust Ruffle or Pillow Sham
39. Bedspread – Quilt or Comforter
40. Quilt Top Only – pieced or appliquéd, 45" x 56" or larger
41. Miniature Quilt – pieced or appliquéd, less than 20" x 24"
42. Student Gift Basket/Box – a collection of five Home Environment items for a student, arranged in a decorated box or basket like a gift. A maximum of three purchased non-perishable items may be included (pencils, silk flowers, etc.) Indicate recipient's grade level.
43. Embroidery on Ready Made Garments
44. Place Setting – Include a menu and explanation of occasion along with the place setting. The menu and explanation should be on one 8 ½" x 11" sheet of paper or smaller. Materials, other than paper are suitable, can be used. Menu and explanation of occasion are the only information required. Do not include any other information.
45. Club/Small Group Project – items in this class must be worked on by more than one 4-H member of the same club. Use only one entry form with one name. Attach card with the number working on project and names, intended use – i.e. children's hospital, raffle, etc.



DEPARTMENT I – SECTION F –CHILD CARE
Superintendent: Jan Stewart – johnjans310@aol.com



Rules and Regulations for Child Care:

1. Attach a 3" x 5" card to each exhibit indicating the age level the item is intended for and the educational value of the item, unless otherwise indicated.
2. Original design means not from a kit.
3. Items must be clean and made during the current year.
4. Judging Criteria: safety, age appropriateness, and educational value.

Child Care – Classes:

1. Toy – original design
2. Toy – made from a kit
3. Game (1) – include instructions for playing the game. Game must fit on 12" shelf
4. Visual Aid – create an item (picture book, puppet, etc.) to use when telling a story to child. Include a summary on how it will be used along with your 3" x 5" card.
5. Storybook – original design, must tell a story
6. Original Educational Book or Skit, not a story
7. Stuffed Animal – original design
8. Stuffed Animal – kit only
9. Stuffed Doll – original design
10. Stuffed Doll – kit only
11. Child Care Kit – a bag of games, books, and toys that may be taken to a babysitting job (minimum 10 items). Indicate for each item in the kit (attach to item), on a 3" x 5" card the age level, educational value and how it will be used. Be creative, create a theme, construct your own bag, etc.
12. Basic First Aid Kit – Item should include everything that would be essential to a first aid kit that would be carried by anyone, not just a babysitter. The age and educational value card is not needed, just include a list of the contents. See "First Aid in Action" project. **Junior Entry Only.**
13. Babysitter's Scrapbook, (1) – include picture for a specific age group.
14. Babysitting Display – Display must be sturdy enough to stand alone and cannot exceed 32" wide, 17" deep x 42" high. Suggested ideas: Safety, How to Handle an Emergency, Managing Behavior Problems, Books for Children, etc. The age and educational value card not needed.
15. Child Care Reference Book – a notebook that includes general and specific information on child care and babysitting. May include short magazine articles, activities you conducted as part of project work or fact sheets.

DEPARTMENT I –SECTION G – PLANTS AND FLOWERS

Superintendent: Joyce Browning – joybrowning57@gmail.com



Rules and Regulations for Plants and Flowers:

1. Terrariums and potted plants should be established for a minimum of 2 months.
2. This department will be judged in three (3) sections: Plants, Cut Flowers, and Arrangements
3. Junior, Intermediate, and Senior Champion and Reserve Champion may be selected in each section, as well as an overall Grand Champion.
4. All entries must be displayed according to the pamphlet “Maryland Guidelines for Exhibiting and Judging Agricultural Products” – available at the County Extension Office. Link for the booklet <https://extension.umd.edu/sites/extension.umd.edu/files/2021-04/MarylandGuidelinesforExhibitingandJudgingAgricultureProducts.pdf> See the helpful hints to exhibit flowers, flower arrangements, plants, herbs, vegetables, fruits, grains, crops ,eggs etc.
5. Entries which do not comply will be disqualified.
6. Plants are entered at the risk of the exhibitor. Plant care will be provided during the fair but the low light conditions and potential excessive heat may result in weakened plant material.
7. All entries are to have the entry tag securely displayed on the container or on a stick within the arrangement.

Section G-1: Plant Guidelines

1. Potted plants, except hanging baskets, must be in pots not to exceed 8 in. top diameter. Dish gardens may not exceed 20 in. maximum width. Hanging basket must be able to hang. Exhibitors exceeding these limits will be disqualified.
2. Please label with variety name, if known.
3. All entries must include live plants only except for accessories.

Plants & Flowers - Plants Classes:

01. Houseplant- foliage, any variety not listed=single plant in a Pot (must label with plant name)
02. Houseplant – cacti or succulent – single plant in pot (must label with variety name)
03. Dish/Fairy Garden – at least 3 live foliage plants in a creative playful design.
04. Desert Dish Garden – at least 3 succulents and/or cacti in a Desert design.
05. Terrariums- tropical foliage plant garden with glass sides.

- Optional cover. Maximum 20”L x 10”W x18” height.
06. Flowering Houseplant- pot not to exceed 6 inches.
 07. Philodendron, vine type-pot not to exceed 8 inches.
 08. Hanging Basket – flowering or foliage type, indoor or outdoor (must label with plant name; must be able to hang.)
 09. Ornamental Outdoor Shrub – maximum 6 in. diameter pot.
 10. My Cuttings – minimum of three (3) vining plant cuttings rooted for three (3) months – maximum 4 in. diameter pot.

Section G-2: Flowers

1. Cut flowers specimens should be in a clear disposable, tilt j-proof container.
2. Best quality flowers will have some healthy stem leaves. None can be below the water level.

Plants & Flowers - Flowers Classes:

11. Ageratum – 5 stalks
12. Angelonia- 3 blooms,1 variety and color
13. Black-eyed Susan – 3 blooms, 1 variety
14. Calibrachoa- 3 stems, 1 variety
15. Cockscomb (Celosia) – plume type 1 spike
16. Cockscomb-(Celosia)-crested type, 1 spike
17. Coleus Flowering= 1 stalk in flower
18. Coleus – **foliage only**, 3 single stalks
19. Cosmos – 1 variety and color
20. Dahlia – 1 bloom, (4 in. and up score higher)
21. Gerbera Daisy – 1 bloom
22. Gladiolus – 1 spike, prefer leaf attached, lowest blooms open but not at top
23. Hydrangea – 1 spike or bloom
24. Lily – (fall bulb planting) – 1 stalk, multiple blooms, this does not include day lilies Provide a sturdy ,non-tip weighted vase.
25. Marigold – (Large single stem type) – 3 single stems, same color and variety
26. Marigold – (Small bush type – 3 stems, same color and variety
27. Petunia – 3 branches with a minimum of 1 bloom per branch, one variety
28. Rose – any variety, one stem
29. Salvia (sage) – 3 stems, same color and variety
30. Snapdragon – 3 spikes, same color and variety
31. Sunflower – 3 blooms, same variety, less than 8” wide
32. Zinnia – 3 single stalks, same color and variety
33. Miscellaneous Annuals – (plant **name** and label **required**) 3 stalks same color and variety
34. Miscellaneous Perennial – (plant **name** and label **required**) 3 stalks same color and variety
35. Miscellaneous Woody Shrub – (plant **name** and label **required**) single branch 18” or less, 1 bloom minimum

Section G-3: Arrangements

1. Plant materials do not have to be grown by the exhibitor.
2. Exhibit your work in an attractive container because the overall appearance is judged.
3. Containers used for arrangements must be sized appropriately to provide moisture to sustain the arrangement for more than one day.

Plants & Flowers - Arrangements Classes

36. Pint of color-Fresh arrangement -Must be in a clear pint jar of water Must feature mainly one color with complimenting hues. Arrangement is not limited to flowers. Could be a blend of greens.
37. Country Bouquet Mass-Fresh Arrangement – a fresh collection of garden and/or roadside flowers. The decorative container should harmonize with the arrangement.
38. Just Pick It - Design a blend of colorful flowers and foliage collected from any location. The container will not be the focus of the class, therefore use a solid color container or a plain, clear container.
39. Mass arrangement- a simple arrangement of all dried material or all silk material.
40. Lunch table bud vase arrangement- the container is a narrow-necked bud vase arranged with 3-5 feature flowers and complimented materials. Fresh, dried, or silk flowers.
41. Wedding Bouquet- all material is designed as cut stem bundle, Bound up in a ribbon. Please provide a vase with water of fresh arrangements. Fresh, silk, or dried.
42. Ikebana (Japanese Art)- fresh arrangement of 5-13 stems, in a floral frog and a shallow water dish.
43. Moss Craft Box- an arrangement of preserved mixed mosses in a craft frame- Maximum size 9x11in



DEPARTMENT I – SECTION H–AGRICULTURAL PRODUCTS
Superintendent: Catherine Kirchner – catherine_kirchner@yahoo.com



Rules and Regulations for Agricultural Products:

1. Each exhibitor may enter only one exhibit per class.
2. Exhibits must comply with the pamphlet “Maryland Guidelines for Exhibiting and Judging Agricultural Products” – available at the County Extension Office.
3. Each exhibit must have entry tag securely attached. Entries that are displayed in containers must have the tag attached to the container. All other entries must be displayed on paper or plastic plates with the tag attached to the plate.
4. **All Agricultural Products exhibits must be grown by exhibitor.**

Section H-1: Vegetables

Agricultural Products – Vegetables Classes:

1. Beans – green snap – 10 pods
2. Beans – yellow – 10 pods
3. Beans – lima – 10 pods
4. Beets –topped (1 inch tops) – 5
5. Broccoli – 1 head
6. Brussels Sprouts – 10
7. Cabbage – 1 head
8. Cantaloupe – 1
9. Carrots – topped (½ inch tops) – 5
10. Cauliflower – 1 head
11. Cucumber – pickling – 5
12. Cucumber – salad - 3
13. Eggplant – any variety – 1
14. Green Leafy Vegetables (collard, chard, endive, etc. except kale) same variety in container with water, (must label with variety name) – 5 leaves
15. Gourds – same variety – 3
16. Herbs – Parsley, in container with water – 1 bunch
17. Herbs – Basil, in container with water – 1 bunch
18. Herbs – any other variety, in container with water, must label with variety name – 1 bunch
19. Herbs – dried, any one variety (must label with variety name) – 1 bunch
20. Kale – 5 leaves
21. Kohlrabi – topped (1 inch tops) – 5
22. Okra – 5 pods
23. Onions – white (do not peel) – 5
24. Onions – yellow (do not peel) – 5
25. Onions – red (do not peel) – 5
26. Peppers – bell type – 3
27. Peppers – banana type – 5
28. Peppers – hot – 5
29. Peppers – jalapeno type (elongated green) – 5
30. Peppers – any other type not listed (must label with variety name) – 5

31. Potatoes – any white variety – 5
32. Potatoes – any red variety – 5
33. Potatoes any other variety (must label with variety name)-5
34. Pumpkin – 1 edible variety
35. Squash – acorn – 3
36. Squash – butternut – 3
37. Squash – crookneck – 3
38. Squash – patty pan – 3
39. Squash – yellow straight neck – 3
40. Squash – zucchini - 3
41. Squash – any other type (must label with variety name) - 3
42. Sunflower – mature seed head - 1
43. Sweet Corn – in husk – 5 ears

Section H-2: Fruits

Agricultural Product – Fruits Classes:

52. Apples – 3
53. Blueberries – pint box
54. Blackberries – pint box
55. Cherries – 5
56. Grapes – 1 bunch

44. Tomatoes – red slicing – ripe – 5
45. Tomatoes – yellow slicing – ripe – 5
46. Tomatoes – small cherry or grape, ripe – 10
47. Tomatoes – red paste (pear or plum), ripe – 5
48. Watermelon – 1
49. Vegetable – any other variety not listed identify – 1
50. Vegetable Display – 5 or more different varieties attractively displayed in one container, not over 24” in width. The vegetable display will be judged on the following basis: 50% for quality of the vegetables, 25% for attractiveness and educational value, 25% for different varieties and different vegetables
51. Vegetable Oddity – any vegetable that has not conformed to true shape of its variety – identify

Section H-3: Grains and Hay

1. All entries must have been raised and prepared by the exhibitor and may not be more than one-year old.
2. List the variety/hybrid name of each exhibit.
3. Hay entries should be in bundle 18” x 18” x 6”. Bundles should be securely tied four ways.

Agricultural Products – Grains and Hay Classes:

61. Barley – 1-quart jar
62. Oats – 1-quart jar
63. Rye – 1-quart jar
64. Wheat – 1 quart jar
65. Soybeans – 1 quart jar
66. Corn (shelled) – 1 quart jar
67. Popcorn – 5 ears

57. Peaches – 3
58. Pears – 3
59. Plums – 3
60. Raspberries – pint box



68. Indian Corn – 5 ears
69. Corn – stalks with ears
70. Alfalfa
71. Clover
72. Orchard Grass
73. Mixed
74. Timothy

Section H-4: Wool Fleece

1. Exhibitor must have owned the sheep at time of shearing.
 - a. Fleece must be tied with paper twine.
 - b. Yearling fleece, which may be 16 months' growth.
 - c. Fleeces entered by breed should be shorn from a sheep clearly representative of that breed. A commercial fleece may be from any sheep.
2. Preparation – Fleece should be rolled properly – flesh side out and tied with paper twine in such a way as to allow adequate handling yet not affect the character or attractiveness.
3. Each fleece entry must be tagged with the following: Name of Exhibitor, Breed, Sex, Number of months grown.



Agricultural Products – Wool Fleece Classes:

- | | |
|---|--|
| 75. Purebred – Medium Wool | 80. Colored – Medium wool (48-60). If fine wool fleeces are entered, they will be put in this class. |
| 76. Group 1 – Cheviot, Corriedale, Dorset, Montadale | |
| 77. Purebred – Long Wool | 81. Colored – Long Wool (36-48). If coarse wool fleeces are entered, they will be put in this class. |
| 78. Group 2 – Hampshire, Shropshire, Southdown, Suffolk | |
| 79. Commercial (white) which may include wool from long wool purebreds which are not shown at Farm Fair | |

Section H-5: Honey

1. All honey and beeswax must have been produced by the exhibitor, within a 15-month period prior to entry.
2. All honey exhibited must have been gathered and ripened in a natural way by honeybees.
3. All extracted honey entries must be exhibited in 1-quart clear glass jars.
4. All section comb honey entries must be wrapped in clear cellophane

Agricultural Products – Honey Classes:

- | | |
|--|---|
| 82. White to extra light amber extracted honey – 1-quart jar | 85. Section comb honey – light or dark – 2 sections |
| 83. Light amber to amber extracted honey – 1-quart jar | 86. Chunk honey – 1-quart jar |
| 84. Dark extracted honey – 1-quart jar | |

DEPARTMENT I –SECTION I –WOODWORKING
Co-Superintendents: Mary Beth & Jennifer Nance - jandmb@gmail.com



Rules and Regulations for Woodworking:

1. Each article entered **MUST** have plan, blueprints, a working drawing, sketch, etc. used for construction and a statement of use. These items should be presented to the judge along with the entry.
2. Entries must contain a major (50% or more) portion of worked wood. No kits will be accepted.
3. Due to limited display space, the maximum size of exhibit should not exceed 3' x 6' x 5'. If any dimension exceeds 3 feet, notify the superintendent.
4. In judging woodworking entries; general appearance, wood selection, construction, finish and age-appropriate knowledge of concepts will be considered.

Woodworking Classes:

- | | |
|--|---|
| 1. Birdhouse or Bat House | 15. Woodworking Jewelry |
| 2. Bird or other wild animal feeder | 16. Clocks |
| 3. Furniture – large indoor – largest dimension 22" or more | 17. Animal related article |
| 4. Furniture – large outdoor – largest dimension 22" or more | 18. Miscellaneous, any project that does not fit into any other class |
| 5. Furniture – small indoor – largest dimension less than 22" | |
| 6. Furniture – small outdoor – largest dimension less than 22" | |
| 7. Wooden article for Farm or Shop use | |
| 8. Lathed Turnings | |
| 9. Chest or Storage Box – large (any dimension 22" or more) | |
| 10. Chest or Storage Box – small (largest dimension less than 22") | |
| 11. Wooden Toys or Games | |
| 12. Kitchen Article | |
| 13. Refinished Article – large (any dimension 22" or more) | |
| Before Photo required | |
| 14. Refinished Article – small (largest dimension less than 22") | |
| Before Photo required | |

DEPARTMENT I—SECTION J—WELDING

Co-Superintendents: Mary Beth &
Jennifer Nance - jandmb@gmail.com



Rules and Regulations for Welding:

1. Welds must be unpainted for judging. Clear coat finish will be permitted if necessary to protect item.
2. Welds must not be ground down or filed to improve appearance.
3. The majority of welds must be at least one inch long.
4. Check class descriptions and be sure to enter in the correct welding category (electric, acetylene or forged).
5. In judging welding entries; general appearance, workmanship and age appropriate knowledge of concepts will be considered.

Welding Classes:

	Electric	Acetylene	Forged	
1.	E	A	F	Skills Showcase-demonstrate at least one joint in each category (butt, lap and fillet) in a creative or useful item.
2.	E	A	F	Skills Challenge-demonstrate welds in each position (flat, horizontal, vertical and overhead).
3.	E	A	F	Item for Shop or Farm Use.
4.	E	A	F	Item for Home or Household Use.
5.	E	A	F	Item for Decorative or Ornamental Use.
6.	E	A	F	Miscellaneous item, any project that does not fit into any other class.

DEPARTMENT I–SECTION K–METAL WORKING

**Co-Superintendents: Mary Beth &
Jennifer Nance - jandmb@gmail.com**



Rules and Regulations for Metal Working:

1. Only metal items that have been manually or machine formed by the exhibitor (ex: blacksmithing, copper smithing, tin smithing, milling, casting, etc.) will be accepted.
2. Each article entered MUST have plans, blueprints, a working drawing, sketch, etc. used for construction and a statement of use. These items should be presented to the judge along with the entry.
3. In judging metal working entries; general appearance, workmanship and knowledge of concepts will be considered.

Metal Working Classes:

1. Item for Shop or Farm Use.
2. Item for Home or Household Use.
3. Item for Decorative or Ornamental Use.
4. Miscellaneous item, any project that does not fit into any other class.

DEPARTMENT I –SECTION L –SCIENCE
Superintendent: Leanne Murphy - patchworkacre07@gmail.com
Assistant Superintendent: Nick Homan



Rules and Regulations for Science:

1. Article must have been constructed by the exhibitor as part of a project since the last County Farm Fair.

Section L-1: Electrical

1. Articles must have been constructed by the exhibitor.
2. **EACH article exhibited MUST be accompanied by a statement including its intended use and a wiring diagram.**
3. In judging electric project articles, consideration will be given to: Safety (must meet Underwriters' Code), Workmanship, Approved Material, Design, and Performance.

Science – Electrical Classes:

1. Extension Cord
2. Trouble Light
3. Lamps – for reading (made by exhibitor, no kits)
4. Lamps – General (made by exhibitor, no kits)
5. Practical Electrical Appliance
6. Electrical Games, Quizzes, or Demonstrations (made by exhibitor)
7. Electrical Motor Educational Display
8. Electronics Article
9. Robotics Educational Display

Section L-2: Mechanical

Science – Mechanical Classes:

10. Small Engines – one educational display
11. Marksmanship – one educational display (no guns displayed, only photos)

Section L-3: Rocketry / Aerospace

1. Rockets should be “launch ready”. Launch ready means that all components of the rocket from launch to recovery system should be in place (engines should not be brought to the Fair; exhibitor should be able to identify what engine size would be used).

Science – Rocketry / Aerospace Classes:

12. Model Rocket, one stage
13. Model Rocket, two stage
14. Aerospace Scientific Display

Section L-4: Health & Safety/Hobbies

Science – Health & Safety/Hobbies Classes:

15. Nutrition Poster – Posters must be 14" x 22" and contain a nutrition message. Cartoon figures such as Snoopy, Nintendo, Barney, etc. cannot be used because they are copyrighted.
16. Health – one educational display
17. Safety – one educational display
18. Hobbies – one educational display. Only that part that has been collected this past year may be entered. (Collections will be entered at owner's risk.) A space 4' x 2' will be provided – one (1) entry per exhibitor.

Section L-5: Natural Resources

1. Types of exhibits: Collections and Educational Display
2. Posters must be no larger than 22" x 36".
3. Educational displays may not exceed 36" wide x 48" high.
4. Collections should be collected from nature and identified as to common name, scientific name, and state, region, or country where collected. Note: Senior exhibitors must include information such as where specimen is grown or found, native versus non-native collection, dollar value of timber sales for various trees, etc. Collection cases should not exceed 25" x 30".
5. Collections will be judged on: Accuracy in name and grouping by order; Variety in species; Neatness in labeling; and Neatness in display.
6. Displays can be a demonstration of scientific idea, a performance of an experiment, or presentation of a research project. A printed or type written summary should be attached to the display.

Science – Natural Resources Classes:

19. Shell Collection (15+ samples)
20. Rock Collection (15+ samples, unpolished) or Fossil Collection (10+ samples)
21. Leaf Collection (25+ different samples from trees or ornamental)
22. Mature Wood – Species and Bark Collection (15+ different samples)
23. Weed Collection – (25+ different samples)
24. Print Casting (3+ different samples)
25. Forestry Educational Display
26. Soil Collection (10+ different samples)
27. Wildlife/Habitat Display
28. Used Birdhouse – Must be clean and presentable and have been built, erected, and observed by exhibitor. A record of eggs laid, hatched, birds fledged, brood number, and probable cause of mortality must be included.
29. Sport Fishing Educational Display
30. Water Quality Educational Display
31. Recycling Educational Display
32. Outdoor Recreational Display
33. Chemistry Scientific Display – i.e. silver polish osmosis
34. Earth Science Display – i.e. rock layers, weather, crystals
35. Physical Science Display – electricity, dams, erosion
36. Planetary Science Display – space, planets, constellations
37. Biological Science Display – i.e. cells, plant growth, human body
38. Veterinary Science Display
39. Agricultural Scientific Display
40. Beekeeping Scientific Display
41. GIS/GPS Scientific Display
42. Science, Engineering, and Technology Display

Section L-6: Entomology

1. Most specimens should be collected and mounted by the exhibitor. Some specimen trading is allowed as long as original collector's label is retained.
2. Insects should be mounted according to the instructions in the 4-H Entomology Project Guide, 4-H 225. Insects of the same order should be grouped together. Specimens should be mounted on standard insect pins. Each specimen should be labeled to show where and when it was caught, name of collector, and common name of insect. Labels should not be larger than ½ by 1 inch.
3. One or more boxes with pinning bottoms may be used. Boxes should be at least 5" x 8" in size covered with glass or other transparent top.
4. Collections will be judged on: Accuracy in naming and grouping by order; Variety in species; Neatness in mounting and arrangement; and Neatness in labeling.
5. An exhibitor may enter in any one of the classes 43-46 and, in addition, may enter 47 and 48.

Science – Entomology Classes:

43. Collection – FIRST YEAR – 25+ specimens in 3 or more orders (all specimens to be identified to order; but can be identified to family and common name).
44. Collection – SECOND YEAR – 60+ specimens in 5 or more orders (all specimens to be identified to order; but can be identified to family and common name).

45. Collection – THIRD YEAR – 100+ specimens in 10 or more orders (all specimens to be identified to family; but can be identified to common name).
46. Collection – FOURTH YEAR – 150+ specimens in 15 or more orders (all specimens to be identified to family; but can be identified to common name).
47. Specialty Collection – A collection of insects in a special taxonomic group such as a family or genus in any single order. Identify specimens as specifically as possible. Include a brief explanation of the collection on a 3" x 5" card.
48. Ecologically-Related Collection – A collection of specimens which are related to each other by habitat such as on one

plant, in a garden, on an animal, in a household, aquatic insects, etc. Identify specimens at least to order. Include a brief explanation of the collection on a 3" x 5" card.

49. Educational Exhibit – an exhibit for teaching some aspect of entomology. For example, a collection indicating the various type of metamorphosis, (e.g. egg, larva, pupa, and adults of selected insects) or one that shows various types of mimicry (e.g. flies and bees that mimic, insects with warning coloration, etc.). Include a brief explanation of the collection on a 3" x 5" card.

Section L-7: Computer

Science – Computer Classes:

50. Computer Science – one (1) educational display, no larger than 22" x 36"
51. Computer Science – printout of original program

52. Computer Science – film making
53. Computer Science – animation

Section L-8: Archery and Fishing

1. See rules of Indoor Exhibitions and Rules for Science Department.

Science – Archery and Fishing Classes:

54. Archery – Educational Display
55. Arrow – single, handmade

56. Arrow – three (3) matching, hand made
57. Fly tying – 3+ boxed for display



DEPARTMENT I – SECTION M–CRAFTS

Co-Superintendents: Melanie Merryman – melrosefit91@gmail.com

Michelle Merryman – shalyn323@gmail.com



Rules and Regulations for Crafts:

1. Exhibitors must have completed all the work on the project or exhibit themselves.
2. A quality exhibit reflects imagination and skill on Crafts. Exhibits will be judged on the basis of workmanship, usefulness, finish, design, display, and as an example of the craft.
3. "Original" designates an item that has been designed, created, and prepared by the exhibitor.
4. Exhibitor can enter only one (1) exhibit in each class.
5. Senior, Intermediate, and Junior Champion and Reserve Champion ribbons may be awarded. A Grand Champion may be selected from the three champions.
6. Exhibits must be ready to hang.

Crafts Classes:

1. Batik
2. Soap Carving
3. Basket – natural reed only
4. Beading – on a loom
5. Camp Leader Shirt
6. Candles – original (i.e. sand candles)
7. Candles – made from a mold
8. Ceramics – original, fired
9. Ceramics – fired from a mold, glazed
10. Ceramics – fired from a mold, stained or painted
11. Christmas Decoration – other than wreaths or tree ornaments
12. Christmas Decoration – tree ornaments
13. Christmas Wreaths
14. Collage – cloth, paper, framed & ready to hang
15. Decorated Shirt – using acrylic paints
16. Decoupage item
17. Eggery – real eggshell without contents, decorated
18. Gourds – dried & decorates
19. Hair Accessories – no sewn items
20. Jewelry – macramé only
21. Jewelry – original
22. Jewelry – kit
23. Leather Craft – stamped (indicate if kit)
24. Leather Craft – tooled (indicate if kit)
25. Leather Craft – other than stamped or tooled (indicate if kit)
26. Lego Kit
27. Macrame – other than jewelry
28. Metal Craft (i.e. cooper tooling)
29. Models - original
30. Models – kit
31. Mosaics, original – glass, seed, tile, etc.
32. Mosaics, kit – glass, seed, tile, etc.
33. Nature Craft (i.e. rock or shell craft, corn husk dolls, etc.)
34. Origami
35. Paper Mache
36. Paper Twist
37. Popsicle Stick Craft
38. Quilling

39. Recycled Materials Craft – size limited to 2' x 2' x 2'
(functional with statement of use included on a 3" x 5" card)
40. Scrapbooking Page – max. size 12" x 12"
41. Scrapbook Completed – multiple pages (min. 5 pages) – max. size 12" x 12"
42. Sculpture – stone, metal, or wire
43. Sculpture – clay or plaster – not fired
44. Silk Flower Arrangement
45. Stained Glass- using real glass, no plastic or liquid glass color
46. Sand Art
47. Stamping – cards, etc.
48. Stepping Stones – cast concrete
49. String Art – original, **must be ready to hang or may be disqualified**
50. String Art – kit, **must be ready to hang or may be disqualified**
51. Tie Dyed Item
52. Treasure Box (See page 9 in "Treasures of 4-H" project book for first year 4-Hers)
53. Weaving – loom and hand weaving
54. Wood Burning
55. Wood Carving
56. Wreaths – other than Christmas
57. Yarn, felt, fabric, or fiber (no knitted or crocheted items)
58. Miscellaneous – educational
59. Miscellaneous – kit
60. Miscellaneous – original
61. Blown Glass
62. Diorama – limited to 12" wide, 8" tall, and 6" deep
63. Duct Tape Craft
64. Greeting Card – other than stamped
65. Holiday Decoration – other than Christmas
66. Sculpture – mixed media
67. Button Art – original
68. Pamper your pet – item your pet can use or wear
69. Legos – original design
70. Legos – from a kit

DEPARTMENT I – SECTION N– FINE ARTS

Superintendents: Jean White Lawes – jean@homestyleworkroom.com

Marcia Neuburger – mneuburger@zoominternet.net



Rules and Regulations for Fine Arts:

1. Artwork (excluding canvas pieces) **MUST BE FRAMED.**
2. **All artwork, including canvas pieces, MUST BE READY FOR HANGING** with screw eyes & wire, saw tooth hook, or D -Ring picture hanging hardware.
3. No picture can be larger than 30"x30" including frame.
4. Entries are limited to ORIGINAL paintings and drawings in all media.
3-dimensional artwork is not allowed. Paint-by- number artwork is not allowed.
COPYRIGHTED IMAGES SUCH AS SPONGE BOB, MICKEY MOUSE, SNOOPY OR BUSINESS NAMES & LOGOS MAY NOT BE ENTERED.
5. Entries must be the exhibitor's work from current year.

Fine Arts Classes:

- | | |
|-----------------------------------|--|
| 1. Oil Painting | 8. Crayon Drawing |
| 2. Acrylic Painting | 9. Print Making (block printing)-include block |
| 3. Watercolor Painting | 10. Pen and Ink Drawing |
| 4. Pastel Painting | 11. Mixed Medium-2 or more mediums used in any art class listed here |
| 5. Charcoal Drawing | 12. Scratch Art |
| 6. Black and White Pencil Drawing | |
| 7. Color Pencil Drawing | |

DEPARTMENT I— SECTION O—PHOTOGRAPHY

Superintendent: Karen Barben – karen.barben@yahoo.com

Mercy Shinsky – getdownrex@verizon.net



Rules and Regulations for Photography:

1. All entries MUST have been photographed from August 2023 to July 2024.
2. **Entries, except where noted, must be standard snapshot size (3" x 5", 4" x 6", or 3 ½" x 3 ½").**
3. All photos must be **mounted on white poster board with 1" border (NO EXCEPTIONS)**. Photos can be mounted with spray adhesive, heat seal, or other permanent mounting medium. Photos may be mounted horizontally or vertically. All 8" x 10" photos (classes 21-24) must be mounted the same way.
4. **Each exhibitor will be limited to three (3) entries in black and white and three (3) entries in color classes. Additional entries may be entered in classes 21-24.**
5. **On reverse side of mounting, in the upper left corner**, print name of exhibitor, class number, category, and age of exhibitor.
6. **On front side of mounting, in the lower left corner**, attach a white 3" x 5" card (do not cover picture – may be hung below poster board), with the following information; title of picture, date picture taken, name of camera, type of camera, and kind of film used (information in typed form would be appreciated, but not necessary).
7. A Junior, Intermediate, and Senior Champion, Reserve Champion, in black and white and in color may be selected. A Grand Champion will be awarded to the most outstanding photograph.
8. All classes are for black & white or color photos as stated in the class description. Classes 21-24 can be either black & white or color and will be judged together.
9. All those entering the Maryland State Fair – please check online for their fair catalog of different size requirements, etc.

Photography Classes:

- | | |
|--|---|
| 1. Building – black & white | 14. Landscape/Seascape – color |
| 2. People – Individual – black & white | 15. Animals, Birds, Insects – color |
| 3. People – Two or More – black & white | 16. Flowers or Plants – color |
| 4. Landscape/Seascape – black & white | 17. First Year Photographer – color |
| 5. Animals, Birds, Insects – black & white | 18. Sequence of Two or Four Related Pictures, mounted on one board – color |
| 6. Flowers or Plants – black & white | 19. Photo Story – Four or more pictures/collage telling a story, mounted on one board – color |
| 7. First Year Photographer – black & white | 20. Miscellaneous – color |
| 8. Sequence of Two or Four Related Pictures, mounted on one board – black & white | 21. One 8" x 10" Digitally Altered Image |
| 9. Photo Story – Four or more pictures/collage telling a story, mounted on one board – black & white | 22. One 8" x 10" Experimental Photograph (pinhole camera, photos grams, special effects) |
| 10. Miscellaneous – black & white | 23. One 8" x 10" Picture that Captures the Spirit of Harford County |
| 11. Building – color | 24. One 8" x 10" Picture Maryland that Captures the Spirit of the State |
| 12. People – Individual – color | |
| 13. People – Two or More – color | |



DEPARTMENT I – SECTION P– BANNERS, BOOTHS, FAMILY FUN, TRASH CAN, PROMOTIONAL POSTERS & GRAPHIC ART DESIGN

Superintendent: Jen Wilson – tcfjen@yahoo.com

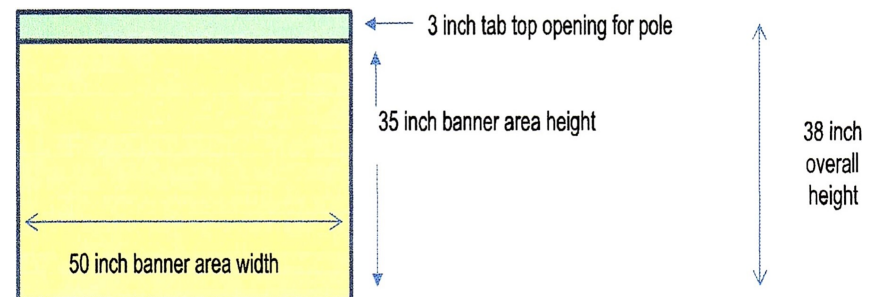
Rules and Regulations for Banners and Booths:

1. Each organized club will be limited to one (1) Booth and (1) Banner and it must be pre-entered. Booth exhibits must be entered between 9:00 am and 12:00pm, Saturday July 22 and removed on Saturday, July 29 between 7:00 pm and 8:00pm.
2. There are two classes offered for booths and banners:
 - A. Annual theme (for State) **2025-“ Blossoming with 4H”**
 - B. Open theme may feature any theme promoting 4-H/FFA

Section P-1: Rules & Regulations - BANNERS

1. All banners should be hung using a 56” wooden dowel, inserted in a 3” casing. This must be included with the banner for display purposes.
2. The finished banner size must be 50” wide and 38” high. Banners not meeting these requirements will be disqualified at the Judge’s discretion.
3. Club name, current year, and a 4-H clover (minimum of 6” x 6”) must be used on the banner. The club name, city, club leader’s name, address, and phone number must be clearly printed on a card and securely attached to the back of the banner on the bottom right hand corner.
4. Banners may be constructed of any type of fabric with any type of application and should be constructed of materials (felt or hemmed edge) that can be folded or rolled. Appliqued, embroidery, and trapunto are suggested.
5. Design must be on one (1) side of banner only and should be two (2) dimensional, expressing one (1) idea.
6. Open theme banners should promote or relate to 4-H or FFA.
7. No trademarked items on exhibits.
8. 4-H members are responsible for constructing the banner. Parents and volunteers may assist but not assume total responsibility. Banner should relate to the club’s 4-H projects or activities.
9. Banners will be judged on the following basis and points given:

< Effective Title (short, personal, an active verb)	10
< Conveys message (accomplished purpose)	30
< Attracts attention (stopping power)	20
< Holds interest (encourages study)	10
< General appearance (simple, balance, color)	10
< Workmanship (neat, well-constructed)	10
< Suitable subject (timely, personal)	10



10. Premiums:

Excellent	\$20.00
Very Good	\$15.00
Good	\$10.00

Banners Classes:

1. Annual Theme Banner- 2025 - "Blossoming with 4-H"

2. Open Theme Banner

Section P-2: Rules & Regulations - BOOTHS

(Please note: New Booth size for all classes. Old booth sizes will be disqualified. Also new ID Card requirements.)

1. This section is limited to clubs, not individuals.
2. Each exhibit will consist of a wooden platform **36" wide x 30" deep with a backboard 16" high**. The sides shall be diagonal from top to bottom front. **The contents of the booth MUST NOT exceed the dimensions of the booth and the envelope of the booth.**
3. Booths must be constructed, entered, and set up by 4-H/FFA members only.
4. **Identification Card must be typed. Font size will be a minimum of 16 pt. Card should be 2" x 3 ½" in size, displayed horizontally and attached to the right front corner of the booth bottom board. ID Card must include the club and the county. Booth must display one official 4-H clover or FFA crest (minimum of 6" x 6").** The AA statement or "Equal Opportunity Programs" must be clearly printed on a card and securely attached to the booth. AA Statement: The University of Maryland, College of Agriculture and Natural Resources programs are open to all and will not discriminate against anyone because of race, age, sex, color, sexual orientation, physical or mental disability, religion, ancestry or national origin, marital status, genetic information, political affiliation, or gender identity and expression.
5. **The judging of these booths will be based upon the way in which the Club presents the subject to the public.** The theme of the display should relate to the club's project or activity, citizenship or promotion.
6. **No electrical hook ups will be allowed.**
7. Booths will be judged on the following basis and points given:

-Effective Title (short, personal, an active verb)	10	-General appearance (simple, balance, color)	10
-Conveys message (accomplished purpose)	30	-Workmanship (neat, well-constructed)	10
-Attracts attention (stopping power)	20	-Suitable subject (timely, personal)	10
-Holds interest (encourages study)	10		

8. Premiums:

Excellent	\$20.00
Very good	\$15.00
Good	\$10.00

Booth Classes:

1. Annual Theme Booth – 2025 - "Blossoming with 4-H"

2. Open Theme Booth

Section P-3: Rules & Regulations - 4-H CLUB TRASH CAN CHALLENGE

Harford County Parks and Recreation will provide large outside trash container to be used by Harford County 4-H Clubs to decorate.

1. Outside (weatherproof) paints are to be used.
2. Trash cans will be available at the Harford County Ag Center/4-H office in Street, MD for pick up by the clubs.
3. The following should be on the trash can:
 - 4-H Emblem
 - 4-H Club Name
 - Harford County 4-H office phone number
 - Open theme – just use your 4-H creativity!
4. Trash cans will be judged on the following basis and points given:

-Conveys message (accomplished purpose)	30	-General appearance (simple, balance, color)	10
-Attracts attention (stopping power)	30	-Workmanship (neat, well-constructed)	10
-Holds interest (encourages study)	10	-Suitable subject (timely, personal)	10
5. Premiums:

Excellent	\$20.00
Very good	\$15.00
Good	\$10.00

4-H Club Trash Can Challenge Class:

1. Decorated Can

Section P-4: Rules and Regulations - FAMILY FUN WITH 4-H CHALLENGE

1. Entries are due same as banners entries, above.
2. Size is the same as for club banners. (50" wide x 38" long and ready to be hung as a banner. Use a 56" dowel inserted in the 3" casing.)
3. The entry is to be completed by a 4-H family. A family can consist of two or more children, a parent and child, or the whole family can participate.
4. An index card indicating the family members and ages of children who helped make the banner should be attached to your entry.
5. Banner may be a theme that promotes 4-H/FFA or relates to a 4-H/FFA project.
6. Refer to Banner Rule number 8 for judging criteria.
7. Premiums will be awarded as follows:

Excellent	\$20.00
Very Good	\$15.00
Good	\$10.00
8. All of the following ten (10) items must be included in the banner. Participants are encouraged to add more items to create their designs.

- 1) 3 pieces of fabric 3" x 3" in size
- 2) 10 paperclips
- 3) 1 photograph of a 4-H appropriate subject
- 4) 1 four-leaf clover (any material, any size)
- 5) Any item green in color

- 6) 4 rubber bands
- 7) 8 buttons
- 8) 5 pipe cleaners
- 9) 3 feet of string/rope/yarn (can be cut into pieces)
- 10) 15 cottonballs

Banners & Booths – Family Fun with 4-H Challenge Class

Section P-5: Rules and Regulations – 4-H PROMOTIONAL POSTERS

1. Entry qualification: Each member may only enter one (1) poster per class.
2. Size and construction: Posters must be exactly 14" x 22" and may be horizontal or vertical. Poster must be drawn on or affixed to standard poster board and must be two dimensional. Exhibitor may use any art medium including: marker, crayon, acrylic, oil or collage.
3. Poster may feature any theme promoting 4-H/FFA.
4. POSTERS MUST INCLUDE: The official 4-H Clover emblem or FFA crest and the theme title on the front side. The following information must be printed on the upper left-hand corner of the back of the poster. Exhibitor's name and 4-H Club or FFA Chapter.
5. JUDGING: Unless otherwise noted in section, exhibits will be judged in one of the 4-H age divisions as of January 1. Entries not conforming to class description and/or division or section will be disqualified.
6. AWARDS: Ribbons will be awarded to the 1st – 4th place in each class. Premiums will be paid 1st – 4th. A Junior, Intermediate and Senior Champion will be awarded if determined by judge.

Promotional Poster Classes:

1. Junior poster
2. Intermediate poster
3. Senior poster

Section P-6: Rules and Regulations – PROMOTIONAL GRAPHIC ART DESIGN

1. Entry qualification: Each member may only enter one (1) design per class.
2. Size: Design may not be smaller than an 8 x 10 or larger than an 8 ½ x 11 and may be horizontal or vertical. Designs must be computer generated. All artwork must be original. Do not use images or photos from the internet. You may include original photographs taken by the 4-Her. Final graphic designs should be: printed on 8 ½" x 11" heavy white card stock papers or 8 x 10 photograph paper. Both glossy & matte finished are accepted. All designs must be mounted on a firm mat weight board. Final mounted designs may not be larger than 11" x 14". Pre-cut mats are accepted. Be creative and send a clear message.
3. Graphic art designs will be divided into four (4) classes:
 - a. County - create a design promoting your county 4-H program.
 - b. Maryland - create a design promoting the MD 4-H program.
 - c. Open - create a design promoting any 4-H project or 4-H in general.
 - d. 4-H Club - create a design promoting your 4-H club.
4. GRAPHIC ART DESIGNS MUST INCLUDE: At least one official 4-H Clover emblem. On the back of the poster print "Exhibitor's name and 4-H Club."
5. JUDGING: Judges will give placings 1st through 4th in each class and will be judged by 4-H age division.

CLASSES:

	Junior	Intermediate	Senior
County Graphic Design	J1	I1	S1
MD Graphic Design	J2	I2	S2
Open Graphic Design	J3	I3	S3
Club Graphic Design	J4	I4	S4

6. AWARDS: Ribbons will be awards to the 1st – 4th place in each class. Premiums will be paid 1st – 4th. A Junior, Intermediate and Senior Champion will be awarded if determined by judge.

Rabbit Exhibition Form

(Print this page, complete and bring to In Place check-in)

Exhibitor Name: _____

Address: _____

Phone Number(s): _____ (H) _____ (C)

Email: _____



Classes: 01. Breed 02. Meat Pen 03. Fur/Wool 04. Mixed breed and pets (underline all classes entered)

Rabbits are shown by sex – buck or doe, and by age, Junior (3-6 months), Intermediate (6-8 months), and Senior (over 8 months in large breeds and over 6 months in smaller breeds). The smaller breeds do not have an intermediate class, and if entered in this class they will be placed in the senior class. Also, include the appropriate showroom color or variety on this form for your rabbit or cavy (Example: Solid, Black, Standard, etc.). Please check box for appropriate class and sex of animal.

Ear Number	Breed	Variety	Junior	Intermediate	Senior	Doe	Buck
Pet Class							

Fashion Revue Forms

Registration Form



Registration Form

Clover Registration Form



Clover Registration
Form

Constructed Garment Form



Constructed Garment
Form

Ready to Wear Garment Form



Ready to Wear Form

Narration Form & Guidelines



Narration Form



Narration Guidelines

Guide to Writing Your Narration



Guidelines to Writing
your Narration

Fashion Revue Class Categories





Fashion Revue Class
Categories

Clover Entry Form

(This form is for Clovers who would like to participate in the Fashion Revue, Bicycle Contest or Clover parade.)



Clover%20Indoor%20
Entry%20Form.docx

4-H Pledge

"I Pledge

My **HEAD** to clearer thinking, My **HEART** to greater
loyalty,

My **HANDS** to larger service and My **HEALTH** to
better living for

**MY CLUB, MY COMMUNITY, MY COUNTRY AND MY
WORLD."**



4-H MOTTOS

"TO MAKE THE BEST BETTER"

"LEARN BY DOING"



Volunteers that make the fair and 4-H activities possible with many hours of service. Without our volunteers the fair and other events would not be possible. These volunteers make the 4-H Program special for all 4-Hers in Harford County and the State of Maryland, all year long.

THANK YOU!