



Statewide Bay-Wise/Water-Wise Update as of June 30, 2025

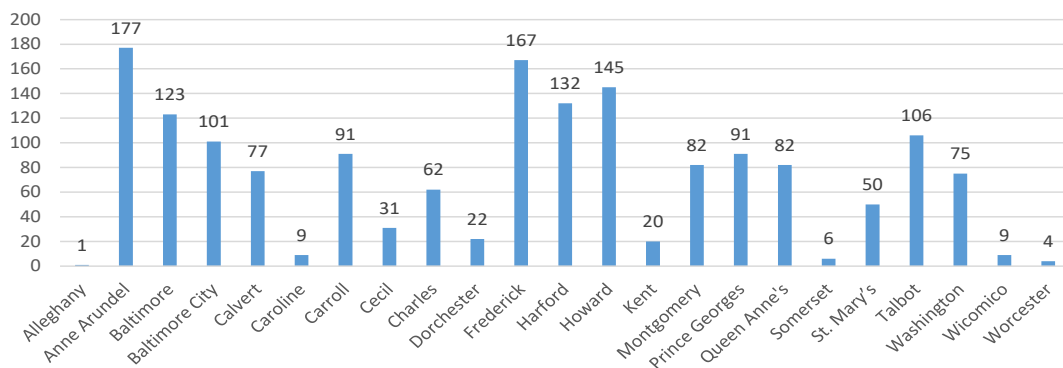
This spring we were excited to launch our new 'Maryland Living Landscapes Metric' which replaces the Yardstick that we have used since the inception of the program. Bay-Wise/Water-Wise 2.0 Field Trainings were offered for every active county that expressed interest to become familiar with the new checklist, and to educate and encourage the public when visiting landscapes in their county for certification or when promoting the state-wide program. We look forward to lots of growth with our new tools! Since the beginning of the program in 1996, you have certified a total of 3,086 client landscapes and 305 nonresidential landscapes. In addition, 778 of you have had your landscapes certified as demo sites! Along the way, you have provided invaluable education, motivation, and inspiration to your neighbors throughout Maryland. You are helping to transform the way Marylanders understand and manage residential landscapes for the better! Since our inception, the program has trained a total of 1,662 Master Gardeners as Bay-Wise/Water-Wise volunteers and 413 of you are still actively participating on your local committees. For the first half of 2025, you volunteered 1,864 hours in Bay-Wise/Water-Wise projects. This time is valued at approximately \$66,228 with just over 38 acres Bay-Wise/Water-Wise certified in these last 6 months! Thank you, volunteers!

Reported Certifications Since 1997 (*Multi-Residential since 2024)						
	BW-MG Demo	MG	Non-MG	*Multi- Residential	Non- Residential	Total
Allegany		1			2	3
Anne Arundel	104	115	737	1	39	996
Baltimore City	18	120	164		32	334
Baltimore Co.	66	88	277		26	457
Calvert	39	32	188		25	284
Caroline	6	0	0		0	6
Carroll	65	31	40		12	148
Cecil	11	7	24		7	49
Charles	33	50	36		17	136
Dorchester	9	7	6		4	26
Frederick	77	39	92		21	229
Harford	72	108	182		29	391
Howard	64	51	73		16	204
Kent	5	1	0		0	6
Montgomery	25	33	59		2	119
Pr. George's	35	30	52		17	134
Queen Anne's	35	39	108		21	203
St. Mary's	23	42	67		8	140
Talbot	48	35	82		15	180
Washington	37	24	38		8	107
Wicomico	3	5	0		2	10
Worcester	2	4	0		1	7
Totals	777	862	2,225	1	304	4,169



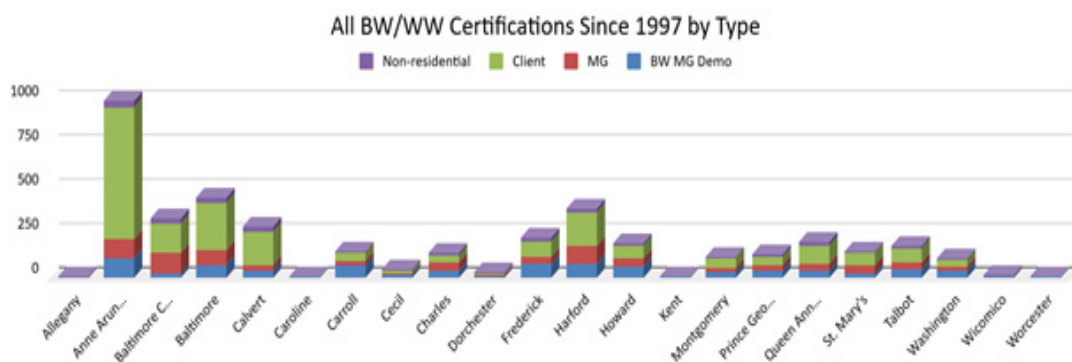
Howard County -
Alison Greene

Total # of BW/WW Master Gardeners Trained by County since 1996 as of 6/30/2025



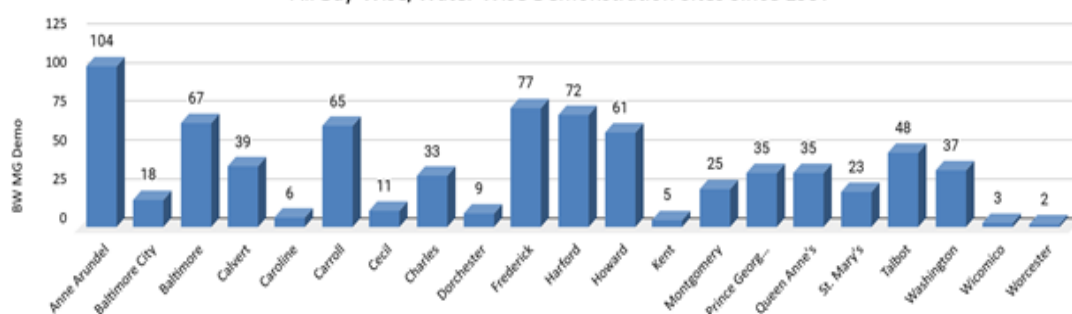
Washington Co. -
Amy & Christian
Thomas

Certified Landscapes by County (Note: in first chart, BW MG = Demo Landscapes)



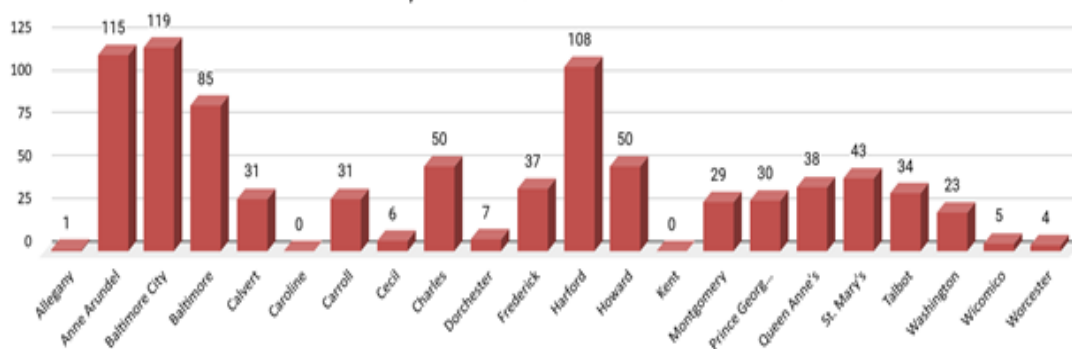
Howard County -
Barbara White

All Bay-Wise/Water Wise Demonstration Sites Since 1997



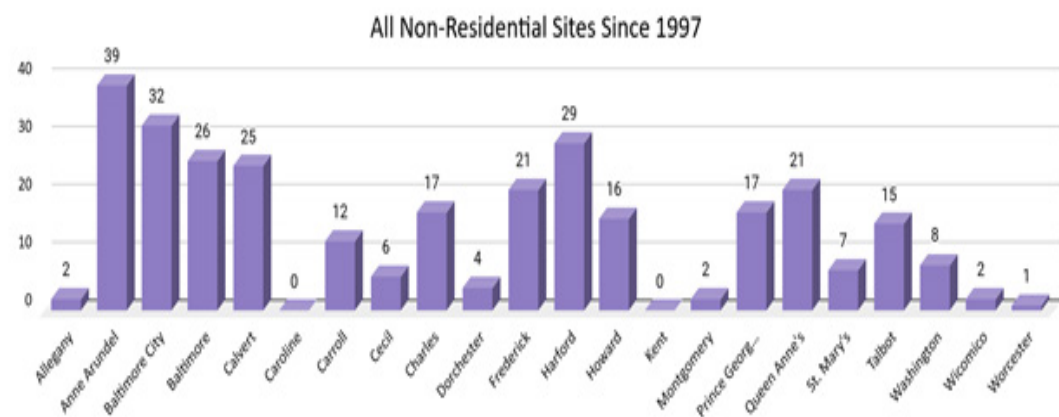
Montgomery Co. -
Michaela Barnes

All Non-BW/WW Master Gardener Sites Since 1997

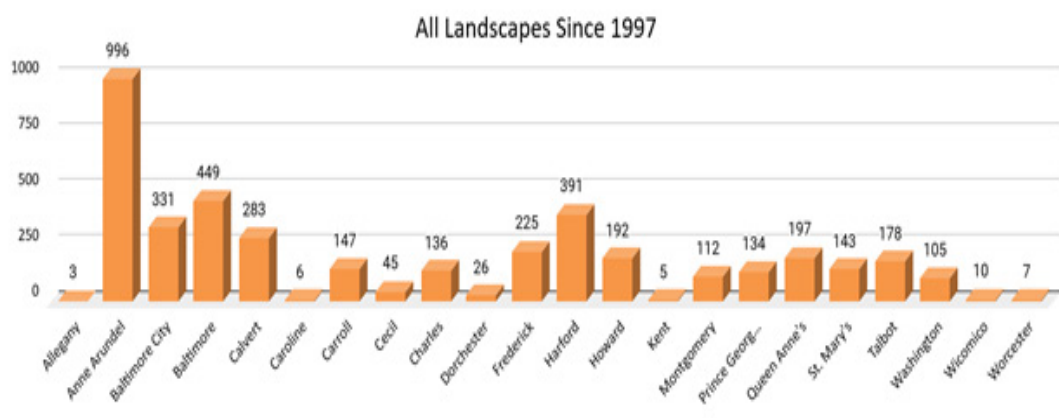




Cecil County -
Jacqueline Lyle



Howard County -
Becky Peyton



Howard County -
Lori Lilly



Cecil County -
Karla Davis



Howard County -
Kathleen Buckley



Howard County -
Kathleen Buckley



Howard County -
Bena Zeng



Baltimore Co. -
Liz Ransom



Cecil County - School of Technology

Newly Certified Demonstration Landscapes

Congratulations to the following Bay-Wise Master Gardeners for having their properties certified as demonstration landscapes!

Name	County	Certification Date
Terry Gustafson	Carroll	5/29/2025
Lori Lilly	Howard	4/4/2025
Tiffany Frasier	Howard	4/29/2025
Christine Hipple	Howard	4/23/2025
Ivy Lukman	Howard	6/2/2025



Howard County -
Christine Hipple




Cecil County -
Terry Gustafson



Howard County -
Tiffany Frasier



Cecil Co. - North East Library



Howard County -
Ivy Lukman



Washington Co. -
Tracy Barlup



Baltimore County -
Susie Kantt

Stacy Small-Lorenz, Ph.D.
University of Maryland Extension
Agent, Residential Landscape Ecology Specialist
sslorenz@umd.edu 301-226-7634

Elizabeth McGarry
University of Maryland Extension
Administrative Assistant II
emcgarry@umd.edu 301-226-7400



Howard County -
Dierdre Thews



Howard County -
Emily Slabaugh

It is the policy of the University of Maryland, College of Agriculture and Natural Resources, Maryland Agricultural Experiment Station, and University of Maryland Extension that all persons have equal opportunity and access to programs and facilities without regard to race, color, gender, religion, national origin, sexual orientation, age, marital or parental status, or disability.